



2022 Adopted Budget

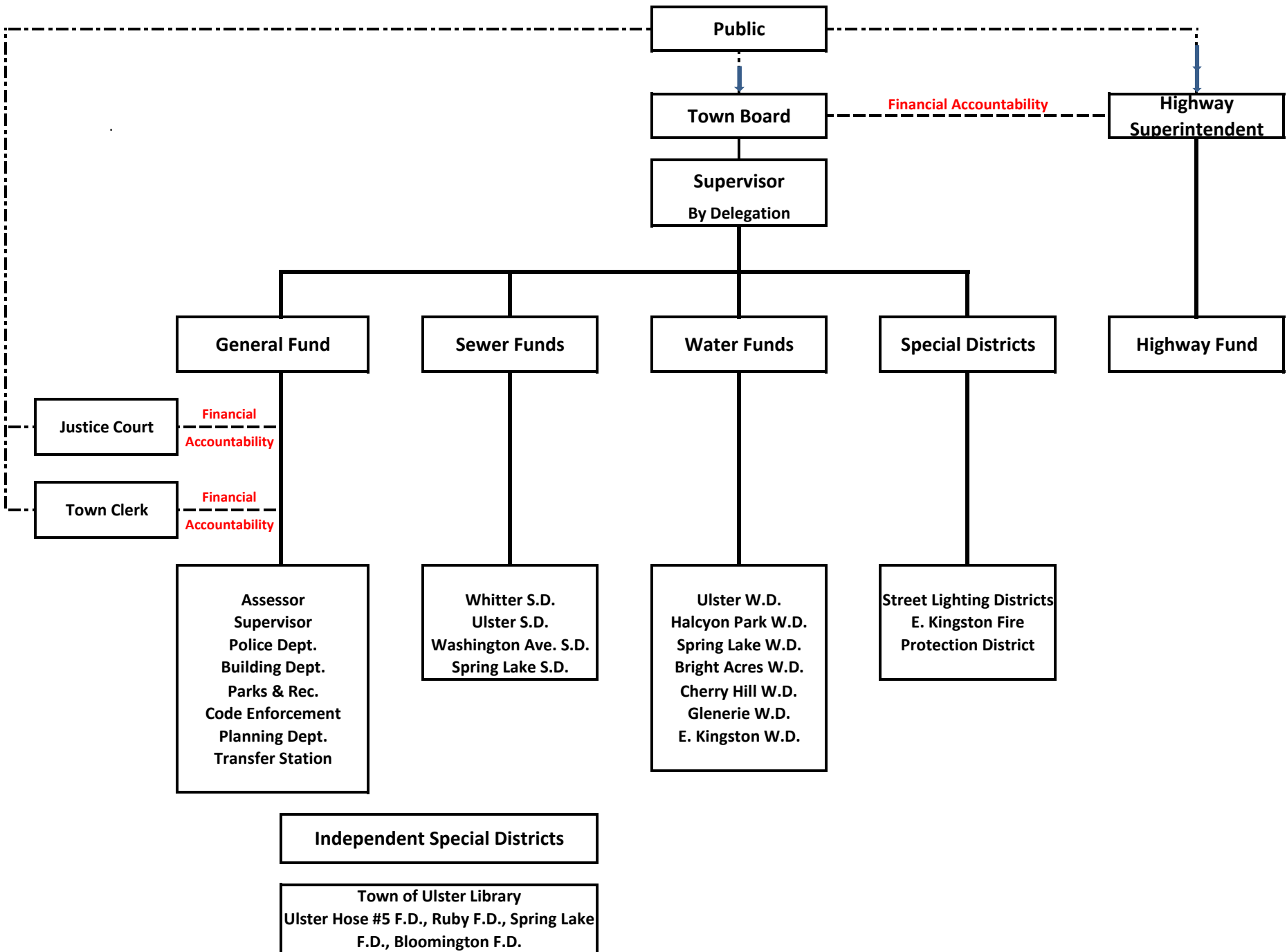
TOWN OF ULSTER

Thursday, November 18, 2021

INDEX

Index	Page 2	Cherry Hill Water Revenues	Page 52 - 53
Organization Chart	Page 3	Cherry Hill Water Expenses	Page 54 - 56
Debt Schedule	Page 4	Glenerie Water Revenues	Page 57 - 58
Town Wide Tax Cap Calculation	Page 5 - 6	Glenerie Water Expenses	Page 59 - 61
NYSOSC Filing receipt	Page 7	East Kingston Water Revenues	Page 62 - 63
Fund Balance Schedule	Page 8	East Kingston Water Expenses	Page 64 - 66
Adopted Budget Summary	Page 9	Whittier Sewer Revenues	Page 67 - 68
Preliminary Budget Summary	Page 10	Whittier Sewer Expenses	Page 69 - 71
Tentative Budget Summary	Page 11	Ulster Sewer Revenues	Page 72 - 73
General Fund Revenue	Page 12 - 16	Ulster Sewer Expenses	Page 74 - 76
General Fund Expenses	Page 17 - 25	Washington Ave. Sewer Revenues	Page 77 - 78
Highway Fund Revenues	Page 26 - 28	Washington Ave. Sewer Expenses	Page 79 - 81
Highway Fund Expenses	Page 29 - 31	Spring Lake Sewer Revenues	Page 82 - 83
Ulster Water Revenues	Page 32 - 33	Spring Lake Sewer Expenses	Page 84 - 86
Ulster Water Expenses	Page 34 - 36	Special District - Library	Page 87 - 89
Halcyon Park Water Revenues	Page 37 - 38	Special District - Fire	Page 90 - 92
Halcyon Park Water Expenses	Page 39 - 41	Special District - Lighting	Page 93 - 95
Spring Lake Water Revenues	Page 42 - 43	Personnel Budget	Page 96 - 111
Spring Lake Water Expenses	Page 44 - 46	Benefit's Budget	Page 112 - 127
Bright Acres Water Revenues	Page 47 - 48	Retiree Budget	Page 128 - 132
Bright Acres Water Expenses	Page 49 - 51	Exemption Impact Report	Page 133 - 135
		UCRP Tax Extension Worksheet	Page 136 - 137

Organizational Structure of the Town of Ulster Government



CONSOLIDATED DEBT SCHEDULE, PAYMENT SCHEDULE AND INTEREST EXPENSE

Original Balance	Projected Balance, 12/31/21	Scheduled Payments 2022	Payment Dates	Budgeted Interest Rate	Budgeted Interest 2022	Original Date Borrowed	Maturity Date	Purpose
------------------	-----------------------------	-------------------------	---------------	------------------------	------------------------	------------------------	---------------	---------

Cherry Hill Water

Roosevelt & Cross	1,264,000	797,000	39,000	2/1 & 8/1/2022	Various	23,389	8/11/1999	2037	Water System
-------------------	-----------	---------	--------	----------------	---------	--------	-----------	------	--------------

Glenerie Water

Roosevelt & Cross	2,180,000	1,634,000	59,000	2/1 & 8/1/2022	Various	47,291	2/15/2005	2042	Water System
-------------------	-----------	-----------	--------	----------------	---------	--------	-----------	------	--------------

East Kingston Water

Roosevelt & Cross	950,000	744,000	24,000	2/1 & 8/1/2022	Various	22,622	6/6/2007	2044	Water System
-------------------	---------	---------	--------	----------------	---------	--------	----------	------	--------------

Washington Ave. Sewer

Roosevelt & Cross	<u>1,255,000</u>	<u>348,000</u>	<u>73,000</u>	2/1 & 8/1/2022	Various	<u>8,363</u>	12/15/2006	2026	Sewer System
-------------------	------------------	----------------	---------------	----------------	---------	--------------	------------	------	--------------

Total	<u>\$ 5,649,000</u>	<u>\$ 3,523,000</u>	<u>\$ 195,000</u>			<u>\$ 101,665</u>			
-------	---------------------	---------------------	-------------------	--	--	-------------------	--	--	--

AUTHORIZED BUT UNISSUED DEBT SCHEDULE

Amount

Ulster Water District

South Water Storage Tank Replacement	\$ 3,480,000	20 Years
--------------------------------------	--------------	----------

Halcyon Park Water District

Water Storage Tank Replacement	<u>762,000</u>	20 Years
--------------------------------	----------------	----------

Total	<u>\$ 4,242,000</u>	
-------	---------------------	--



Print Cancel

Tax Cap Form

Town of Ulster (510384300000)
Fiscal Year Ending: 12/31/2022

Certifier

James Quigley, Town Supervisor/CFO
(845) 382-2765
ulstersupervisor@townofulster.org

Summary








Tax Levy Limit, Before Adjustments and Exclusions

	Real Property Tax Levy FYE 2021	\$11,537,566
	Tax Cap Reserve Offset from FYE 2020 Used to Reduce FYE 2021 Levy	\$0
	Total Tax Cap Reserve Amount (Including Interest Earned) from FYE 2021	---
	Tax Base Growth Factor	1.0057
	PILOTs Receivable FYE 2021	\$366,800
	Tort Exclusion Amount Claimed in FYE 2021	\$0
	Allowable Levy Growth Factor	1.0200
	PILOTs Receivable FYE 2022	\$400,229
	Available Carryover from FYE 2021	\$178,988
	Tax Levy Limit Before Adjustments/Exclusions	\$11,988,292

Adjustments for Transfer of Local Government Functions

	Costs Incurred from Transfer of Local Government Functions	\$0
	Savings Realized from Transfer of Local Government Functions	\$0
	Total Adjustments	\$0
	Tax Levy Limit, Adjusted for Transfer of Local Government Functions	\$11,988,292

Exclusions

	Tort Exclusion	\$0
	Teachers' Retirement System Exclusion	\$0
	Employees' Retirement System Exclusion	\$0
	Police and Fire Retirement System Exclusion	\$0
	Total Exclusions	\$0
	Your FYE 2022 Tax Levy Limit, Adjusted for Transfers plus Exclusions	\$11,988,292
	Total Tax Cap Reserve Amount Used to Reduce FYE 2022 Levy	---
	FYE 2022 Proposed Levy, Net of Reserve	\$11,737,507
	Difference Between Tax Levy Limit and Proposed Levy	\$250,785
	Do you plan to override the Tax Cap for FYE 2022 ?	No

History

Date and Time	Status Changed To	User
11/20/2021 4:33:57 PM	Form was submitted to OSC (Form Status set to: Submitted)	James Quigley
11/23/2020 6:03:48 PM	Form was created (Form Status set to: Unsubmitted)	James Quigley

Town of Ulster Supervisor TOU

From: LGSAMonitoring@osc.ny.gov
Sent: Saturday, November 20, 2021 4:34 PM
To: James Quigley; LGSA Monitoring
Subject: The Town of Ulster Tax Cap Form (FYE 12/31/2022) has been placed into Submitted

The status of the Tax Cap Form for Town of Ulster, fiscal year ending 12/31/2022, has been changed to Submitted.

If you have questions about this correspondence, please email LGSAMonitoring@osc.ny.gov.

**TOWN OF ULSTER
2022 Adopted Budget**

Thursday, November 18, 2021

Fund Balance Schedule required by Town Law Section 107

	2020	Projected Balance Year End 2021	Appropriated for 2022 Budget
<u>General Fund:</u>			
<u>Non-Spendable:</u>			
Not in Spendable Form	\$ 145,588	\$ 145,588	
<u>Restricted for:</u>			
Capital Asset Acquisition	2,412,596	2,287,596	
Employees Benefits	1,412,891	1,412,891	
<u>Assigned:</u>			
Appropriated for 2021 / 2022 Budget	500,000	500,000	500,000
<u>Unassigned:</u>			
Unassigned Fund Balance	3,239,629	2,089,629	
<hr/>			
<u>Highway Fund:</u>			
<u>Non-Spendable:</u>			
Not in Spendable Form	32,383	32,383	
<u>Restricted for:</u>			
Capital Asset Acquisition	389,249	389,249	
Employees Benefits	245,841	245,841	
<u>Assigned:</u>			
Appropriated for 2021 / 2022 Budget	50,000	64,167	64,167
Assigned Fund Balance	599,412	599,412	
<hr/>			
<u>Water Funds:</u>			
<u>Non-Spendable:</u>			
Not in Spendable Form	15,985	15,985	
<u>Restricted for:</u>			
Capital Asset Acquisition	786,305	786,305	
Employees Benefits	97,891	97,891	
<u>Assigned:</u>			
Appropriated for 2021 / 2022 Budget	126,752	135,996	135,996
Assigned Fund Balance	1,002,691	1,002,691	
<hr/>			
<u>Sewer Funds:</u>			
<u>Non-Spendable:</u>			
Not in Spendable Form	17,299	17,299	
<u>Restricted for:</u>			
Capital Asset Acquisition	2,994,305	3,594,305	
Employees Benefits	120,824	120,824	
<u>Assigned:</u>			
Appropriated for 2021 / 2022 Budget	72,073	9,737	9,322
Assigned Fund Balance	1,133,110	833,110	
<hr/>			

FUND	Taxable Value		Taxable Value 2021-2022	Tax Levy		Levy 2021-2022	Budget Appropriation		Appropriation 2021-2022	Tax Rate		% Change in Rate 2021-2022
	2021	2022		2021	2022		2021	2022		2021	2022	
General Fund	\$ 968,421,867	\$ 970,475,542	0.212064%	\$ 6,154,240	\$ 6,374,680	3.581921%	\$ 9,059,825	\$ 9,585,258	5.799593%	\$ 6.354916	\$ 6.568615	3.362726%
Highway Fund	968,421,867	970,475,542	0.212064%	2,764,008	2,774,440	0.377423%	3,202,778	3,241,022	1.194088%	\$ 2.854136	2.858846	0.165009%
Ulster Water	609,060,322	598,289,547	-1.768425%	696,793	680,000	-2.410041%	2,005,897	2,028,050	1.104394%	1.144046	1.136573	-0.653167%
Halcyon Park Water	163 Units	163 Units	0.000000%	56,995	56,995	0.000000%	105,627	106,156	0.500819%	349.662577	349.662577	0.000000%
Spring Lake Water	17,548,514	17,435,523	-0.643878%	41,033	40,500	-1.298955%	114,061	119,380	4.663294%	2.338261	2.322844	-0.659322%
Bright Acres Water	15,408,627	15,331,433	-0.500979%	67,900	67,000	-1.325479%	99,660	100,358	0.700381%	4.406622	4.370107	-0.828651%
Cherry Hill Water	29,623,766	30,788,192	3.930716%	101,100	99,800	-1.285856%	171,387	173,494	1.229381%	3.412800	3.241502	-5.019278%
Glenerie Water	25,681,122	25,663,133	-0.070048%	143,100	142,900	-0.139762%	183,124	185,922	1.527926%	5.572186	5.568299	-0.069764%
East Kingston Water	7,186,522	7,302,244	1.610264%	68,735	68,000	-1.069324%	97,035	98,094	1.091359%	9.564432	9.312206	-2.637124%
Whittier Sewer	31,595,956	31,904,434	0.976321%	161,370	161,122	-0.153684%	173,675	164,973	-5.010508%	5.107299	5.050144	-1.119079%
Ulster Sewer	585,950,373	575,209,706	-1.833034%	905,619	887,007	-2.055169%	1,588,119	1,521,205	-4.213412%	1.545556	1.542058	-0.226283%
Washington Ave Sewer	8,311,307	8,267,296	-0.529532%	109,365	108,365	-0.914369%	141,291	139,234	-1.455861%	13.158580	13.107671	-0.386886%
Spring Lake Sewer	-	3,293,524	0.000000%	-	9,150	0.000000%	-	26,500	0.000000%	0.000000	2.778179	0.000000%
Special District Library	1,070,548,791	1,068,395,611	-0.201129%	322,695	332,375	2.999737%	322,695	332,375	2.999737%	0.301430	0.311097	3.207316%
East Kingston Fire Protection	97,165,601	98,528,852	1.403018%	198,395	199,635	0.625016%	198,395	199,635	0.625016%	2.041823	2.026158	-0.767238%
Bloomington Fire District	24,125,658	24,195,436	0.289227%	81,648	78,384	-3.997460%	81,648	78,384	-3.997460%	3.384274	3.239619	-4.274325%
Ulster Hose Dist. #1	139,129,387	139,787,867	0.473286%	287,085	293,950	2.391278%	287,085	293,950	2.391278%	2.063439	2.102829	1.908957%
Ulster Hose # 5 Fire	733,800,890	729,790,278	-0.546553%	1,574,561	1,636,361	3.924904%	1,574,561	1,636,361	3.924904%	2.145761	2.242235	4.496030%
Ruby Fire	79,085,039	79,373,373	0.364587%	180,500	184,755	2.357341%	180,500	184,755	2.357341%	2.282353	2.327670	1.985514%
Albany Ave. Lighting	149,600,237	148,258,417	-0.896937%	35,238	35,238	0.000000%	35,238	35,238	0.000000%	0.235548	0.237680	0.905055%
East Kingston Lighting	6,812,335	6,930,072	1.728291%	8,664	8,664	0.000000%	8,664	8,664	0.000000%	1.271811	1.250203	-1.698929%
Kraus Farm Lighting	11,916,586	11,913,495	-0.025939%	11,456	11,456	0.000000%	11,456	11,456	0.000000%	0.961349	0.961599	0.025945%
Elmendorf Lighting	9,769,620	9,761,059	-0.087629%	3,512	3,512	0.000000%	3,512	3,512	0.000000%	0.359482	0.359797	0.087706%
Whittier Lighting	15,552,624	15,730,188	1.141698%	6,232	6,232	0.000000%	6,232	6,232	0.000000%	0.400704	0.396181	-1.128810%
Spring Lake Lighting	6,897,663	6,862,916	-0.503750%	2,811	2,811	0.000000%	2,811	2,811	0.000000%	0.407529	0.409593	0.506301%
General & Highway Combined	968,421,867	970,475,542	0.212064%	8,918,248	9,149,120	2.588760%	12,262,603	12,826,280	4.596716%	9.209053	9.427461	2.371666%

FUND	Taxable Value		% Change in Taxable Value	Tax Levy		% Change in Tax Levy	Budget Appropriation		% Change in Appropriation	Tax Rate		% Change in Rate
	2021	2022	2021-2022	2021	2022	2021-2022	2021	2022	2021-2022	2021	2022	2021-2022
General Fund	\$ 968,421,867	\$ 970,475,542	0.212064%	\$ 6,154,240	\$ 6,455,977	4.902912%	\$ 9,059,825	\$ 9,427,048	4.053312%	\$ 6.354916	\$ 6.652385	4.680922%
Highway Fund	968,421,867	970,475,542	0.212064%	2,764,008	2,774,440	0.377423%	3,202,778	3,226,855	0.751754%	\$ 2.854136	2.858846	0.165009%
Ulster Water	609,060,322	598,289,547	-1.768425%	696,793	680,000	-2.410041%	2,005,897	2,022,667	0.836035%	1.144046	1.136573	-0.653167%
Halcyon Park Water	163 Units	163 Units	0.000000%	56,995	56,995	0.000000%	105,627	105,653	0.024615%	349.662577	349.662577	0.000000%
Spring Lake Water	17,548,514	17,435,523	-0.643878%	41,033	40,500	-1.298955%	114,061	119,077	4.397647%	2.338261	2.322844	-0.659322%
Bright Acres Water	15,408,627	15,331,433	-0.500979%	67,900	67,000	-1.325479%	99,660	99,981	0.322095%	4.406622	4.370107	-0.828651%
Cherry Hill Water	29,623,766	30,788,192	3.930716%	101,100	99,800	-1.285856%	171,387	173,299	1.115604%	3.412800	3.241502	-5.019278%
Glenerie Water	25,681,122	25,663,133	-0.070048%	143,100	142,900	-0.139762%	183,124	185,832	1.478779%	5.572186	5.568299	-0.069764%
East Kingston Water	7,186,522	7,302,244	1.610264%	68,735	68,000	-1.069324%	97,035	98,004	0.998609%	9.564432	9.312206	-2.637124%
Whittier Sewer	31,595,956	31,904,434	0.976321%	161,370	161,122	-0.153684%	173,675	164,619	-5.214337%	5.107299	5.050144	-1.119079%
Ulster Sewer	585,950,373	575,209,706	-1.833034%	905,619	887,007	-2.055169%	1,588,119	1,536,657	-3.240437%	1.545556	1.542058	-0.226283%
Washington Ave Sewer	8,311,307	8,267,296	-0.529532%	109,365	108,365	-0.914369%	141,291	139,173	-1.499034%	13.158580	13.107671	-0.386886%
Spring Lake Sewer		3,293,524	#DIV/0!	-	9,150	#DIV/0!	-	26,500	#DIV/0!	0.000000	2.778179	#DIV/0!
Special District Library	1,070,548,791	1,068,395,611	-0.201129%	322,695	332,375	2.999737%	322,695	332,375	2.999737%	0.301430	0.311097	3.207316%
East Kingston Fire Protection	97,165,601	98,528,852	1.403018%	198,395	199,635	0.625016%	198,395	199,635	0.625016%	2.041823	2.026158	-0.767238%
Bloomington Fire District	24,125,658	24,195,436	0.289227%	81,648	78,384	-3.997460%	81,648	78,384	-3.997460%	3.384274	3.239619	-4.274325%
Ulster Hose Dist. #1	139,129,387	139,787,867	0.473286%	287,085	293,950	2.391278%	287,085	293,950	2.391278%	2.063439	2.102829	1.908957%
Ulster Hose # 5 Fire	733,800,890	729,790,278	-0.546553%	1,574,561	1,636,361	3.924904%	1,574,561	1,636,361	3.924904%	2.145761	2.242235	4.496030%
Ruby Fire	79,085,039	79,373,373	0.364587%	180,500	184,755	2.357341%	180,500	184,755	2.357341%	2.282353	2.327670	1.985514%
Albany Ave. Lighting	149,600,237	148,258,417	-0.896937%	35,238	35,238	0.000000%	35,238	35,238	0.000000%	0.235548	0.237680	0.905055%
East Kingston Lighting	6,812,335	6,930,072	1.728291%	8,664	8,664	0.000000%	8,664	8,664	0.000000%	1.271811	1.250203	-1.698929%
Kraus Farm Lighting	11,916,586	11,913,495	-0.025939%	11,456	11,456	0.000000%	11,456	11,456	0.000000%	0.961349	0.961599	0.025945%
Elmendorf Lighting	9,769,620	9,761,059	-0.087629%	3,512	3,512	0.000000%	3,512	3,512	0.000000%	0.359482	0.359797	0.087706%
Whittier Lighting	15,552,624	15,730,188	1.141698%	6,232	6,232	0.000000%	6,232	6,232	0.000000%	0.400704	0.396181	-1.128810%
Spring Lake Lighting	6,897,663	6,862,916	-0.503750%	2,811	2,811	0.000000%	2,811	2,811	0.000000%	0.407529	0.409593	0.506301%

TOWN OF ULSTER
 2022 Adopted Budget
 Thursday, November 18, 2021

Tentative Budget

FUND	Taxable Value		% Change in Taxable Value	Tax Levy		% Change in Tax Levy	Budget Appropriation		% Change in Appropriation	Tax Rate		% Change in Rate
	2021	2022	2021-2022	2021	2022	2021-2022	2021	2022	2021-2022	2021	2022	2021-2022
General Fund	\$ 968,421,867	\$ 968,673,767	0.026011%	\$ 6,154,240	\$ 6,455,977	4.902912%	\$ 9,059,825	\$ 9,427,048	4.053312%	\$ 6.354916	\$ 6.664759	4.875633%
Highway Fund	968,421,867	968,673,767	0.026011%	2,764,008	2,774,440	0.377423%	3,202,778	3,226,855	0.751754%	\$ 2.854136	2.864163	0.351320%
Ulster Water	609,060,322	598,289,547	-1.768425%	696,793	680,000	-2.410041%	2,005,897	2,022,667	0.836035%	1.144046	1.136573	-0.653167%
Halcyon Park Water	163 Units	163 Units	0.000000%	56,995	56,995	0.000000%	105,627	105,653	0.024615%	349.662577	349.662577	0.000000%
Spring Lake Water	17,548,514	17,435,523	-0.643878%	41,033	40,500	-1.298955%	114,061	119,077	4.397647%	2.338261	2.322844	-0.659322%
Bright Acres Water	15,408,627	15,331,433	-0.500979%	67,900	67,000	-1.325479%	99,660	99,981	0.322095%	4.406622	4.370107	-0.828651%
Cherry Hill Water	29,623,766	29,286,492	-1.138525%	101,100	99,800	-1.285856%	171,387	173,299	1.115604%	3.412800	3.407714	-0.149027%
Glenerie Water	25,681,122	25,657,733	-0.091075%	143,100	142,900	-0.139762%	183,124	185,832	1.478779%	5.572186	5.569471	-0.048732%
East Kingston Water	7,186,522	7,302,244	1.610264%	68,735	68,000	-1.069324%	97,035	98,004	0.998609%	9.564432	9.312206	-2.637124%
Whittier Sewer	31,595,956	31,904,434	0.976321%	161,370	161,122	-0.153684%	173,675	164,619	-5.214337%	5.107299	5.050144	-1.119079%
Ulster Sewer	585,950,373	575,209,706	-1.833034%	905,619	887,007	-2.055169%	1,588,119	1,536,657	-3.240437%	1.545556	1.542058	-0.226283%
Washington Ave Sewer	8,311,307	8,267,296	-0.529532%	109,365	108,365	-0.914369%	141,291	139,173	-1.499034%	13.158580	13.107671	-0.386886%
Spring Lake Sewer			#DIV/0!			#DIV/0!			#DIV/0!	0.000000	#DIV/0!	#DIV/0!
Special District Library	1,070,548,791	1,066,658,811	-0.363363%	322,695	332,375	2.999737%	322,695	332,375	2.999737%	0.301430	0.311604	3.375365%
East Kingston Fire Protection	97,165,601	98,528,852	1.403018%	198,395	199,635	0.625016%	198,395	199,635	0.625016%	2.041823	2.026158	-0.767238%
Bloomington Fire District	24,125,658	24,127,236	0.006541%	81,648	-	-100.000000%	81,648	-	-100.000000%	3.384274	-	-100.000000%
Ulster Hose Dist. #1	139,129,387	139,632,867	0.361879%	287,085	-	-100.000000%	287,085	-	-100.000000%	2.063439	-	-100.000000%
Ulster Hose # 5 Fire	733,800,890	728,276,678	-0.752822%	1,574,561	-	-100.000000%	1,574,561	-	-100.000000%	2.145761	-	-100.000000%
Ruby Fire	79,085,039	79,373,373	0.364587%	180,500	-	-100.000000%	180,500	-	-100.000000%	2.282353	-	-100.000000%
Albany Ave. Lighting	149,600,237	148,258,417	-0.896937%	35,238	35,238	0.000000%	35,238	35,238	0.000000%	0.235548	0.237680	0.905055%
East Kingston Lighting	6,812,335	6,930,072	1.728291%	8,664	8,664	0.000000%	8,664	8,664	0.000000%	1.271811	1.250203	-1.698929%
Kraus Farm Lighting	11,916,586	11,913,495	-0.025939%	11,456	11,456	0.000000%	11,456	11,456	0.000000%	0.961349	0.961599	0.025945%
Elmendorf Lighting	9,769,620	9,761,059	-0.087629%	3,512	3,512	0.000000%	3,512	3,512	0.000000%	0.359482	0.359797	0.087706%
Whittier Lighting	15,552,624	15,730,188	1.141698%	6,232	6,232	0.000000%	6,232	6,232	0.000000%	0.400704	0.396181	-1.128810%
Spring Lake Lighting	6,897,663	6,862,916	-0.503750%	2,811	2,811	0.000000%	2,811	2,811	0.000000%	0.407529	0.409593	0.506301%
General & Highway Combined	968,421,867	968,673,767	0.026011%	8,918,248	9,230,417	3.500340%	12,262,603	12,653,903	3.191003%	9.209053	9.528922	3.473425%

Budget Preparation Report Parameters

Report ID:	ADOPT 2022	3 Stage Only:	Yes	Print Saved Report Description:	No
Version Code:	GENERAL FUND	Year:	2022	Print Summary Page:	No
Period:	1	To:	12		
Column 1 Stage:	TENT	Column 2 Stage:	PRELIM		
Column 3 Stage:	ADOPT	Column 4 Stage:	ADOPT		
Variance:	Original Budget	Against:	Column 3 Stage		
Memo Date:		To:		Use Alt Fund:	No
Description:	Display	Acct Status:	Active	Exclude Revenue Brackets:	No
Summary Only:	No	Column:	None	Grand Totals on Separate Page:	No
Spacing:	Single	Prior Yr Orig Budget:	GL Posted	Display Rank:	Yes
Print:	Blanks	Print Detail: No	Include Accts From Version Only: Yes	Suppress Zero Accts:	No

Account Table:

Alt. Sort Table:

Sort:	Sort	Subtotal	Page Break	Subheading
1	Type	Yes	Yes	Yes

Print Display Description: No

TOWN OF ULSTER

Budget Preparation Report

Fiscal Year: 2022 Period From: 1 To: 12

Account	Description	2019 Actual	2020 Actual	Original 2021 Budget	Adjusted 2021 Budget	2021 Actual Per 1-12	2022 TENT Stage	2022 PRELIM Stage	2022 ADOPT Stage	Variance To ADOPT Stage
Type R	Revenue									
A.1001	REAL PROPERTY TAXES	5,913,857.00	6,100,411.00	6,160,937.00	6,160,937.00	6,160,937.00	6,455,977.00	6,455,977.00	6,374,680.00	3.47%
A.1030	SPECIAL ASSESSMENTS	0.00	0.00	0.00	0.00	0.00				
A.1080	PAYMENTS IN LIEU OF TAXES	0.00	0.00	0.00	0.00	395,391.62				
A.1081	OTHER PYMTS - LIEU OF TAXES	284,297.71	290,698.99	302,000.00	302,000.00	(99,592.83)	302,000.00	302,000.00	333,729.00	10.51%
A.1090	REAL PROP TAX INTEREST & PENALTIES	0.00	0.00	0.00	0.00	0.00				
A.1120	SALES TAX	276,477.93	287,842.88	247,380.00	247,380.00	178,162.01	290,000.00	290,000.00	306,778.00	24.01%
A.1170	FRANCHISES	251,599.04	228,111.68	260,000.00	260,000.00	205,171.06	250,000.00	250,000.00	250,000.00	-3.85%
A.1232	TAX COLLECTOR FEES	56,412.59	57,533.56	56,000.00	56,000.00	0.00	57,000.00	57,000.00	57,000.00	1.79%
A.1250	ASSESSOR FEES	0.00	0.00	0.00	0.00	0.00				
A.1255	TOWN CLERK FEES	5,529.91	4,786.95	4,500.00	4,500.00	3,938.52	5,000.00	5,000.00	5,000.00	11.11%
A.1270	SHARED SERVICES	0.00	0.00	0.00	0.00	0.00				
A.1288	POLICE IMPOUND FEES	250.00	50.00	300.00	300.00	0.00	300.00	300.00	300.00	
A.1289	OTHER GEN. DEPT INCOME	91,352.25	97,679.59	85,000.00	85,000.00	(23,805.42)	90,000.00	90,000.00	85,000.00	
A.1290	SEIZURE FUNDS	7,427.00	0.00	0.00	0.00	26,201.16				
A.1520	POLICE FEES	3,473.75	2,731.75	2,500.00	2,500.00	2,169.75	2,000.00	2,000.00	2,000.00	-20.00%
A.1521	DWI	0.00	5,504.22	5,000.00	5,000.00	4,289.92	5,000.00	5,000.00	5,000.00	
A.1589	OTHER PUBLIC SAFETY	0.00	0.00	0.00	0.00	0.00				
A.1603	VITAL STATISTIC FEES	8,600.00	10,440.00	7,000.00	7,000.00	7,540.00	7,000.00	7,000.00	7,000.00	
A.1789	TRAFFIC STUDY	0.00	0.00	0.00	0.00	0.00				
A.1840	REPAYMENTS OF HOME RELIEF	0.00	0.00	0.00	0.00	0.00				
A.2001	PARK & RECREATION CHARGES	34,309.00	21,985.00	30,000.00	30,000.00	26,150.00	28,000.00	28,000.00	30,000.00	
A.2002	CAMP FEES	64,690.00	0.00	55,000.00	55,000.00	0.00	55,000.00	55,000.00	55,000.00	
A.2012	RECREATION CONCESSIONS	205.43	15.59	200.00	200.00	0.00	200.00	200.00	200.00	
A.2089	SENIOR CENTER REVENUE	1,550.00	635.00	500.00	500.00	50.00	500.00	500.00	500.00	
A.2110	ZONING FEES	2,800.00	3,050.00	1,000.00	1,000.00	3,250.00	3,200.00	3,200.00	3,200.00	220.00%
A.2115	PLANNING BOARD FEES	79,041.10	44,378.40	25,000.00	25,000.00	54,165.95	40,000.00	40,000.00	45,000.00	80.00%

TOWN OF ULSTER

Budget Preparation Report

Fiscal Year: 2022 Period From: 1 To: 12

Account	Description	2019 Actual	2020 Actual	Original 2021 Budget	Adjusted 2021 Budget	2021 Actual Per 1-12	2022 TENT Stage	2022 PRELIM Stage	2022 ADOPT Stage	Variance To ADOPT Stage
Type R	Revenue									
A.2130	REFUSE & GARBAGE CHARGES	205,888.00	197,883.12	200,000.00	200,000.00	127,699.29	250,000.00	250,000.00	250,000.00	25.00%
A.2189	DWI - TASK FORCE	14,366.84	0.00	0.00	0.00	0.00				
A.2229	SERVICES FOR OTHER GOVERNMENTS	0.00	0.00	0.00	0.00	0.00				
A.2260	PUB. SAFETY SERV, OTHER GOVTS	0.00	0.00	0.00	0.00	0.00				
A.2268	DOG CONTROL SERVICES	0.00	0.00	0.00	0.00	0.00				
A.2372	PLANNING SERVICES, OTHER GOVERNMENTS	0.00	0.00	0.00	0.00	0.00				
A.2389	MISC.REVENUES,OTH. GOVTS	0.00	0.00	0.00	0.00	0.00				
A.2397	CAPITAL PROJECTS, OTHER GOVERNMENTS	0.00	0.00	0.00	0.00	0.00				
A.2401	INTEREST & EARNINGS	109,278.33	61,966.26	40,000.00	40,000.00	12,265.86	15,000.00	15,000.00	15,000.00	-62.50%
A.2410	RENTAL OF REAL PROP	0.00	0.00	18,000.00	18,000.00	22,000.00	24,000.00	24,000.00	24,000.00	33.33%
A.2450	COMMISSIONS	0.00	0.00	0.00	0.00	0.00				
A.2501	BUSINESS & OCCUPATIONAL LICENS	211,668.16	365,854.27	195,000.00	195,000.00	201,348.01	215,000.00	215,000.00	215,000.00	10.26%
A.2525	LANDLORD FEES	17,105.00	15,405.00	10,000.00	10,000.00	0.00	10,000.00	10,000.00	10,000.00	
A.2540	WAGERING FEES	20.00	20.00	0.00	0.00	10.00				
A.2544	DOG LICENSES	4,220.00	3,073.00	3,800.00	3,800.00	2,418.00	2,800.00	2,800.00	2,800.00	-26.32%
A.2590	PERMITS, OTHER	18,030.00	3,365.00	6,000.00	6,000.00	5,660.00	6,000.00	6,000.00	6,000.00	
A.2610	FINES & FORFEITED BAIL	540,295.00	432,776.00	475,000.00	475,000.00	473,148.00	445,000.00	445,000.00	525,000.00	10.53%
A.2615	NYS STOP-DWI - DRUG EVALUATION	1,595.07	172.44	0.00	0.00	0.00				
A.2626	FORFEITURE CRIME PROCEEDS	0.00	2,122.00	0.00	0.00	(2,122.00)				
A.2650	SALE OF SCRAP & EXCESS MATERIA	6,383.45	4,487.20	0.00	0.00	5,803.30	5,000.00	5,000.00	6,000.00	100.00%
A.2651	SALE OF REFUSE FOR RECYCLING	0.00	0.00	0.00	0.00	0.00				
A.2660	SALES OF REAL PROPERTY	0.00	0.00	0.00	0.00	5,000.00				

TOWN OF ULSTER

Budget Preparation Report

Fiscal Year: 2022 Period From: 1 To: 12

Account	Description	2019 Actual	2020 Actual	Original 2021 Budget	Adjusted 2021 Budget	2021 Actual Per 1-12	2022 TENT Stage	2022 PRELIM Stage	2022 ADOPT Stage	Variance To ADOPT Stage
Type R	Revenue									
A.2665	SALE OF EQUIPMENT	1,832.50	5,100.00	0.00	0.00	17,950.00	10,000.00	10,000.00	15,000.00	100.00%
A.2680	INSURANCE RECOVERIES	558.98	0.00	0.00	0.00	5,368.78				
A.2683	SELF INSURANCE RECOVERIES	52,662.03	14,215.64	0.00	0.00	25,071.74	25,000.00	25,000.00	25,000.00	100.00%
A.2701	REFUNDS OF PRIOR YEARS EXPEND.	61,942.16	43,007.68	11,257.00	11,257.00	82,193.68	11,257.00	11,257.00	11,257.00	
A.2705	GIFTS & DONATIONS	200.00	0.00	0.00	0.00	6,474.00				
A.2710	PREMIUM ON OBLIGATIONS	0.00	0.00	0.00	0.00	0.00				
A.2750	STATE AID.AIM	66,814.00	66,814.00	53,451.00	53,451.00	0.00	66,814.00	66,814.00	66,814.00	25.00%
A.2770	MISCELLANEOUS REVENUES	23,377.67	3,254.75	0.00	0.00	15,097.40	5,000.00	5,000.00	5,000.00	100.00%
A.2801	INTERFUND REVENUES	0.00	0.00	0.00	0.00	0.00				
A.3001	STATE AID, REVENUE SHARING	0.00	0.00	0.00	0.00	0.00				
A.3005	STATE AID, MORTGAGE TAX	364,310.69	262,025.87	250,000.00	250,000.00	186,331.72	290,000.00	290,000.00	290,000.00	16.00%
A.3015	TAX LOSS DUE TO FLOOD DAMAGE	0.00	0.00	0.00	0.00	0.00				
A.3060	STATE AID, RECORDS MANAGEMENT	0.00	0.00	0.00	0.00	0.00				
A.3089	STATE AID, OTHER GEN.AID	0.00	18,708.50	0.00	0.00	6,970.00				
A.3090	STATE AID TOWN HALL RENOVATIONS	0.00	0.00	0.00	0.00	0.00				
A.3389	STATE AID, DARE SERVICE	0.00	0.00	0.00	0.00	0.00				
A.3390	STATE AID, STEP, BUCKLE UP NY	0.00	0.00	0.00	0.00	0.00				
A.3772	PROGRAMS FOR AGING	0.00	0.00	0.00	0.00	0.00				
A.3801	RECREATION FOR ELDERLY	0.00	0.00	0.00	0.00	0.00				
A.3820	STATE AID, RECREATION	1,500.00	0.00	0.00	0.00	0.00				
A.3821	STATE AID, EQUIPMENT GRANT	0.00	24,184.50	0.00	0.00	0.00				
A.3889	OTHER CULTURE AND RECREATION	0.00	0.00	0.00	0.00	0.00				
A.3897	STATE AID, PARK GRANT	0.00	0.00	0.00	0.00	0.00				

TOWN OF ULSTER

Budget Preparation Report

Fiscal Year: 2022 Period From: 1 To: 12

Account	Description	2019 Actual	2020 Actual	Original 2021 Budget	Adjusted 2021 Budget	2021 Actual Per 1-12	2022 TENT Stage	2022 PRELIM Stage	2022 ADOPT Stage	Variance To ADOPT Stage
Type R	Revenue									
A.3989	STATE AID, CHILD SEAT GRANT	101.00	0.00	0.00	0.00	0.00				
A.4389	FEDERAL AID, SAFETY	2,959.60	5,278.00	0.00	0.00	3,075.80			3,000.00	100.00%
A.4960	FED.AID,EMERGENCY DISASTER ASSISTANCE	0.00	0.00	0.00	0.00	0.00				
A.5031	INTERFUND TRANSFERS	0.00	0.00	55,000.00	55,000.00	0.00	55,000.00	55,000.00	55,000.00	
A.5110	APPROPRIATED RESERVE	0.00	195,759.42	0.00	0.00	0.00				
A.5710	SERIAL BONDS	0.00	0.00	0.00	0.00	0.00				
A.5730	BOND ANTICIPATION NOTE	0.00	0.00	0.00	0.00	0.00				
A.5731	BAN REDEEMED FROM APPROP	0.00	0.00	0.00	0.00	0.00				
A.5990	APPROPRIATED FUND BALANCE	0.00	0.00	500,000.00	500,000.00	0.00	400,000.00	400,000.00	500,000.00	
A.5991	APPROP FUND BAL. DOG RESERVE	0.00	0.00	0.00	0.00	0.00				
A.8900	DISCOUNT EARNED	0.00	0.00	0.00	0.00	0.00				
Total Type R	Revenue	(8,786,981.19)	(8,881,327.26)	(9,059,825.00)	(9,059,825.00)	(8,145,782.32)	(9,427,048.00)	(9,427,048.00)	(9,585,258.00)	5.80%

TOWN OF ULSTER

Budget Preparation Report

Fiscal Year: 2022 Period From: 1 To: 12

Account	Description	2019 Actual	2020 Actual	Original 2021 Budget	Adjusted 2021 Budget	2021 Actual Per 1-12	2022 TENT Stage	2022 PRELIM Stage	2022 ADOPT Stage	Variance To ADOPT Stage
Type E	Expense									
A.1010.100	COUNCILMEMBERS (4).	40,000.00	41,600.16	41,600.00	41,600.00	38,133.48	41,600.00	41,600.00	41,600.00	
A.1110.100	JUSTICES SALARIES.	84,896.24	89,191.96	91,199.00	91,199.00	80,675.72	93,708.00	93,708.00	93,708.00	2.75%
A.1110.101	CLERKS WAGES..	212,596.75	216,906.97	216,862.00	216,862.00	149,298.49	225,780.00	225,780.00	225,805.00	4.12%
A.1110.102	COURT SECURITY..	16,077.40	24,337.66	25,000.00	25,000.00	13,278.19	25,000.00	25,000.00	25,000.00	
A.1110.200	COURT GRANT..	4,120.30	41,401.06	0.00	0.00	19,756.69				
A.1110.400	COURT STENOGRAPHERS..	40.80	329.83	1,000.00	1,000.00	154.75	1,000.00	1,000.00	1,000.00	
A.1110.402	OFFICE EQUIP. & COMPUTER..	2,580.64	2,346.43	1,000.00	1,000.00	142.50	2,000.00	2,000.00	2,000.00	100.00%
A.1110.403	OFFICE SUPPLIES & FORMS..	5,502.85	5,490.37	5,000.00	5,000.00	5,143.29	5,500.00	5,500.00	5,500.00	10.00%
A.1110.404	TRAINING/CONFERENCES..	4,924.03	0.00	4,500.00	4,500.00	2,825.74	4,500.00	4,500.00	4,500.00	
A.1110.410	COMPUTER TECHNOLOGY..	75.00	75.00	1,000.00	1,000.00	0.00				-100.00%
A.1220.100	SUPERVISOR SALARY..	44,000.04	48,000.00	48,960.00	48,960.00	44,880.00	50,250.00	50,250.00	50,250.00	2.63%
A.1220.101	SECRETARY SALARY..	61,419.27	59,911.55	55,600.00	55,600.00	49,041.36	58,112.00	58,112.00	58,112.00	4.52%
A.1220.102	DEPUTY SUPERVISOR..	1,500.00	1,500.00	1,500.00	1,500.00	1,375.00	1,500.00	1,500.00	1,500.00	
A.1220.103	P/T PAYROLL CLERK..	725.00	2,900.00	16,640.00	16,640.00	2,175.00	16,640.00	16,640.00	16,640.00	
A.1220.104	BUDGET OFFICER	0.00	0.00	0.00	0.00	0.00				
A.1220.200	OFFICE EQUIPMENT..	16,183.09	3,482.08	4,000.00	4,000.00	13,866.80	4,000.00	4,000.00	4,000.00	
A.1220.400	CONTRACTUAL EXPENSES..	0.00	0.00	1,000.00	1,000.00	0.00				-100.00%
A.1220.403	OFFICE SUPPLIES..	898.03	1,229.73	1,600.00	1,600.00	1,043.28	1,600.00	1,600.00	1,600.00	
A.1220.404	PAYROLL/ACCOUNTING SERVICES..	6,791.00	7,096.00	15,000.00	15,000.00	7,415.10	15,000.00	15,000.00	15,000.00	
A.1220.410	COMPUTER TECHNOLOGY..	20,770.77	9,648.10	10,000.00	10,000.00	6,258.51	10,000.00	10,000.00	10,000.00	
A.1320.100	BOOKKEEPER SALARY..	344.00	(16,752.49)	67,600.00	67,600.00	0.00	67,600.00	67,600.00	67,600.00	
A.1320.200	COMPUTER EQUIPMENT..	0.00	0.00	4,000.00	4,000.00	0.00	5,000.00	5,000.00	5,000.00	25.00%
A.1320.400	COMPUTER & SUPPLIES..	70.95	0.00	4,000.00	4,000.00	0.00	4,000.00	4,000.00	4,000.00	
A.1320.401	IBM - CONTRACTUAL EXPENSES..	0.00	0.00	0.00	0.00	0.00				
A.1320.402	AUDITOR..	25,000.00	31,250.00	35,000.00	35,000.00	47,300.00	35,000.00	35,000.00	35,000.00	
A.1320.403	OFFICE SUPPLIES..	136.71	10.99	250.00	250.00	0.00	250.00	250.00	250.00	

TOWN OF ULSTER

Budget Preparation Report

Fiscal Year: 2022 Period From: 1 To: 12

Account	Description	2019 Actual	2020 Actual	Original 2021 Budget	Adjusted 2021 Budget	2021 Actual Per 1-12	2022 TENT Stage	2022 PRELIM Stage	2022 ADOPT Stage	Variance To ADOPT Stage
Type E	Expense									
A.1320.404	DATA PROCESSING & CONSULTANTS..	562.50	187.50	0.00	0.00	0.00				
A.1341.100	PURCHASING CLERK SALARY..	46,595.35	51,038.87	51,213.00	51,213.00	40,916.67	52,735.00	52,735.00	52,735.00	2.97%
A.1345.400	MEETINGS & INSTRUCTIONS..	6,363.64	4,099.75	7,000.00	7,000.00	1,650.70			7,000.00	
A.1355.100	ASSESSORS SALARY..	53,791.91	81,747.02	85,000.00	85,000.00	57,978.37	91,677.00	91,677.00	91,677.00	7.86%
A.1355.101	ASSESSOR OFFICE CLERK..	45,753.17	48,272.70	53,100.00	53,100.00	42,991.21	54,612.00	54,612.00	54,612.00	2.85%
A.1355.102	P/T CLERK..	0.00	0.00	0.00	0.00	0.00				
A.1355.200	EQUIPMENT..	751.99	1,116.00	1,500.00	1,500.00	0.00	1,500.00	1,500.00	1,500.00	
A.1355.400	DATA PROCESSING..	2,714.75	2,294.75	2,000.00	2,000.00	287.25	2,000.00	2,000.00	2,000.00	
A.1355.401	CATALOGING..	236.00	0.00	750.00	750.00	0.00	750.00	750.00	750.00	
A.1355.402	BOARD OF ASSESSMENT REVIEW..	600.00	600.00	600.00	600.00	600.00	900.00	900.00	900.00	50.00%
A.1355.403	OFFICE SUPPLIES..	315.69	304.80	1,500.00	1,500.00	74.44	1,500.00	1,500.00	1,500.00	
A.1355.404	GEOGRAPHIC INFORMATION SYSTEM..	0.00	0.00	2,000.00	2,000.00	0.00	2,000.00	2,000.00	2,000.00	
A.1355.405	MILEAGE & EXPENSES..	1,897.96	1,495.09	2,000.00	2,000.00	131.46	2,000.00	2,000.00	2,000.00	
A.1355.418	LEGAL/PROFESSIONAL SERV...	43,302.74	71,982.73	75,000.00	75,000.00	37,612.15	75,000.00	75,000.00	75,000.00	
A.1355.419	VEHICLE LEASE..	0.00	0.00	0.00	0.00	0.00				
A.1380.400	PAYING AGENT FEES..	2,500.00	2,500.00	2,500.00	2,500.00	2,500.00	2,500.00	2,500.00	2,500.00	
A.1410.100	TOWN CLERK SALARY..	50,937.90	53,515.02	54,720.00	54,720.00	48,405.80	56,225.00	56,225.00	56,225.00	2.75%
A.1410.101	DEPUTY CLERKS WAGES..	50,069.29	45,242.61	39,874.00	39,874.00	36,655.72	41,062.00	41,062.00	41,062.00	2.98%
A.1410.102	PART TIME CLERK	0.00	0.00	0.00	0.00	0.00	3,000.00	3,000.00	3,000.00	100.00%
A.1410.400	COMPUTER EXPENSES..	1,910.00	3,890.00	2,500.00	2,500.00	320.19	2,500.00	2,500.00	2,500.00	
A.1410.401	PC CODE BOOK..	0.00	0.00	0.00	0.00	0.00				
A.1410.403	OFFICE SUPPLIES & PETTY CASH..	1,083.18	724.43	1,000.00	1,000.00	718.44	1,000.00	1,000.00	1,000.00	
A.1410.404	LAW BOOKS..	492.00	0.00	0.00	0.00	0.00				
A.1410.410	COMPUTER TECHNOLOGY..	712.50	803.88	1,000.00	1,000.00	1,890.77	1,000.00	1,000.00	1,000.00	
A.1410.420	MILEAGE..	360.59	186.49	1,000.00	1,000.00	147.16	1,000.00	1,000.00	1,000.00	
A.1410.454	COPY MACHINE LEASE..	1,632.36	1,632.36	2,750.00	2,750.00	1,360.30	2,750.00	2,750.00	2,750.00	

TOWN OF ULSTER

Budget Preparation Report

Fiscal Year: 2022 Period From: 1 To: 12

Account	Description	2019 Actual	2020 Actual	Original 2021 Budget	Adjusted 2021 Budget	2021 Actual Per 1-12	2022 TENT Stage	2022 PRELIM Stage	2022 ADOPT Stage	Variance To ADOPT Stage
Type E	Expense									
A.1420.400	LEGAL FEES..	162,605.01	178,137.45	175,000.00	175,000.00	165,486.62	188,400.00	188,400.00	188,400.00	7.66%
A.1440.400	ENGINEERING..	31,793.33	21,140.23	4,500.00	4,500.00	27,320.84	4,500.00	4,500.00	4,500.00	
A.1450.400	ELECTION INSPECTORS, CUSTODIANS..	0.00	0.00	0.00	0.00	0.00				
A.1450.401	CUSTODIANS, PARTY REPS..	0.00	0.00	0.00	0.00	0.00				
A.1450.409	REPAIRS & SUPPLIES..	0.00	0.00	0.00	0.00	0.00				
A.1450.412	RENTAL - POLLING PLACES..	0.00	0.00	0.00	0.00	0.00				
A.1460.400	RECORDS MANAGEMENT EXPENSES..	9,632.52	3,603.22	8,000.00	8,000.00	3,371.43	8,000.00	8,000.00	8,000.00	
A.1620.100	CUSTODIAN WAGE..	85,438.01	91,534.71	92,817.00	92,817.00	77,476.07	95,652.00	95,652.00	95,652.00	3.05%
A.1620.101	CUSTODIAN O.T.	0.00	0.00	0.00	0.00	0.00				
A.1620.200	EQUIPMENT..	14,424.28	4,219.95	2,000.00	2,000.00	83,243.04	2,000.00	2,000.00	2,000.00	
A.1620.400	BUILDING - T.HALL & HWY.COMPLEX ROOF REPLACEMENT	15,451.00	0.00	0.00	0.00	42,296.16				
A.1620.406	TELEPHONE..	45,694.76	43,119.92	40,000.00	40,000.00	35,436.59	42,500.00	42,500.00	42,500.00	6.25%
A.1620.407	ELECTRIC..	21,052.18	18,133.29	29,000.00	29,000.00	14,781.98	25,000.00	25,000.00	25,000.00	-13.79%
A.1620.408	HEAT..	5,985.50	5,502.05	9,000.00	9,000.00	3,512.85	9,000.00	9,000.00	9,000.00	
A.1620.409	REPAIRS & SUPPLIES..	17,908.61	17,762.24	12,000.00	12,000.00	18,971.92	12,000.00	12,000.00	12,000.00	
A.1620.420	GAS - OIL..	548.68	387.52	275.00	275.00	290.03	275.00	275.00	275.00	
A.1620.454	MAINTENANCE..	50,768.25	34,228.90	40,000.00	40,000.00	52,439.42	42,500.00	42,500.00	42,500.00	6.25%
A.1621.406	TELEPHONE..	195.99	199.01	250.00	250.00	170.36	250.00	250.00	250.00	
A.1621.407	ELECTRIC..	2,772.88	2,772.38	3,000.00	3,000.00	2,095.63	3,000.00	3,000.00	3,000.00	
A.1621.409	REPAIRS & SUPPLIES..	2,433.06	1,338.85	2,500.00	2,500.00	3,597.23	2,500.00	2,500.00	2,500.00	
A.1622.200	BUILDING EQUIPMENT - SENIOR CENTER..	0.00	0.00	0.00	0.00	0.00				
A.1622.406	TELEPHONE.. SENIOR CENTER	0.00	0.00	0.00	0.00	0.00				
A.1622.407	ELECTRIC.. SENIOR CENTER	3,467.62	2,862.20	3,500.00	3,500.00	2,314.46	3,500.00	3,500.00	3,500.00	
A.1622.408	HEAT.. SENIOR CENTER	1,196.46	1,149.08	2,000.00	2,000.00	773.12	2,000.00	2,000.00	2,000.00	

TOWN OF ULSTER

Budget Preparation Report

Fiscal Year: 2022 Period From: 1 To: 12

Account	Description	2019 Actual	2020 Actual	Original 2021 Budget	Adjusted 2021 Budget	2021 Actual Per 1-12	2022 TENT Stage	2022 PRELIM Stage	2022 ADOPT Stage	Variance To ADOPT Stage
Type E	Expense									
A.1622.409	REPAIRS & SUPPLIES.. SENIOR CENTER	2,550.75	669.83	2,400.00	2,400.00	305.27	2,400.00	2,400.00	2,400.00	
A.1622.410	WATER AND SEWER.. SENIOR CENTER	733.37	445.92	575.00	575.00	310.46	575.00	575.00	575.00	
A.1622.454	MAINTENANCE.. SENIOR CENTER	761.70	917.94	1,500.00	1,500.00	1,830.88	1,500.00	1,500.00	1,500.00	
A.1622.455	ALARM MONITORING.BUILDING - SENIOR CENTER..	0.00	0.00	0.00	0.00	0.00				
A.1670.404	POSTAGE..	15,851.72	17,640.26	20,000.00	20,000.00	13,452.56	20,000.00	20,000.00	20,000.00	
A.1670.414	METER RENTAL & SUPPLIES..	2,055.81	1,933.79	2,500.00	2,500.00	1,414.05	2,500.00	2,500.00	2,500.00	
A.1670.415	LEGAL NOTICES..	1,553.43	1,695.49	2,400.00	2,400.00	1,164.85	2,000.00	2,000.00	2,000.00	-16.67%
A.1670.417	PRINTING..	85.52	80.52	250.00	250.00	0.00	250.00	250.00	250.00	
A.1910.400	UNALLOCATED INSURANCE..	223,809.36	197,815.24	239,500.00	239,500.00	205,651.04	252,000.00	252,000.00	252,000.00	5.22%
A.1920.400	DUES..	5,072.64	4,261.00	5,000.00	5,000.00	4,324.00	5,000.00	5,000.00	5,000.00	
A.1930.400	JUDGEMENTS & CLAIMS..	12,153.13	11,251.13	100,000.00	100,000.00	76,220.01	100,000.00	100,000.00	100,000.00	
A.1940.400	PURCHASE OF LAND (RIGHTS OF WAY)..	0.00	0.00	0.00	0.00	0.00				
A.1950.400	TAXES & ASSESSMENTS..	0.00	0.00	0.00	0.00	0.00				
A.1989.400	GRANT WRITER..	2,250.00	0.00	5,000.00	5,000.00	7,997.50	5,000.00	5,000.00	5,000.00	
A.1990.400	CONTINGENCY..	0.00	0.00	45,000.00	45,000.00	0.00	45,000.00	45,000.00	45,000.00	
A.2989.400	YOUTH EDUCATION PROGRAMS..	3,488.00	0.00	6,000.00	6,000.00	526.50	6,000.00	6,000.00	6,000.00	
A.3120.100	POLICE WAGES..	1,715,460.52	1,704,843.28	1,900,966.00	1,900,966.00	1,619,707.19	2,065,955.00	2,065,955.00	2,117,455.00	11.39%
A.3120.101	OVERTIME EARNINGS..	139,785.45	113,534.63	103,246.00	103,246.00	84,714.85	121,000.00	121,000.00	121,000.00	17.20%
A.3120.102	DWI - TASK FORCE..	13,082.88	5,261.16	5,000.00	5,000.00	1,600.75	5,000.00	5,000.00	5,000.00	
A.3120.103	TRAFFIC SAFETY PROGRAM..	0.00	0.00	3,135.00	3,135.00	0.00	3,135.00	3,135.00	3,135.00	
A.3120.104	P/T POLICE WAGES..	172,312.75	176,146.14	239,277.00	239,277.00	238,323.03	240,000.00	240,000.00	240,000.00	0.30%
A.3120.105	HOLIDAY PAY..	27,240.41	20,285.70	40,128.00	40,128.00	18,511.01	50,000.00	50,000.00	52,690.00	31.30%
A.3120.106	TRAINING..	48,958.57	65,876.82	18,000.00	18,000.00	70,593.34	18,000.00	18,000.00	18,000.00	
A.3120.107	SICK, VAC & PERSONAL BUYOUTS..	89,390.49	63,878.91	145,153.00	145,153.00	30,008.27	160,000.00	160,000.00	164,335.00	13.22%

TOWN OF ULSTER

Budget Preparation Report

Fiscal Year: 2022 Period From: 1 To: 12

Account	Description	2019 Actual	2020 Actual	Original 2021 Budget	Adjusted 2021 Budget	2021 Actual Per 1-12	2022 TENT Stage	2022 PRELIM Stage	2022 ADOPT Stage	Variance To ADOPT Stage
Type E	Expense									
A.3120.108	WAGE SETTLEMENT..	0.00	0.00	0.00	0.00	63,030.00				
A.3120.109	POLICE.SERVICE RENDERED FULL TIME	19,969.82	1,727.20	0.00	0.00	0.00				
A.3120.110	PART TIME SERVICE RENDERED	6,050.80	432.20	0.00	0.00	0.00				
A.3120.111	POLICE.RETRO PAY WAGES	0.00	346,136.19	0.00	0.00	31,371.22				
A.3120.200	EQUIPMENT..	12,218.09	28,251.56	38,000.00	38,000.00	17,683.68	38,000.00	38,000.00	38,000.00	
A.3120.201	POLICE VEHICLES & PREP..	94,045.19	142,951.41	115,000.00	115,000.00	80,567.91	115,000.00	115,000.00	115,000.00	
A.3120.202	COMPUTERS..	1,666.48	12,041.94	12,050.00	12,050.00	9,671.14	12,050.00	12,050.00	12,050.00	
A.3120.203	VEHICLE LEASES..	0.00	0.00	0.00	0.00	0.00				
A.3120.400	DRUG LINE..	0.00	0.00	0.00	0.00	0.00				
A.3120.403	OFFICE SUPPLIES..	7,211.87	6,780.34	8,000.00	8,000.00	4,816.89	8,000.00	8,000.00	8,000.00	
A.3120.410	COMPUTER TECHNOLOGY..	34,347.58	30,165.48	50,000.00	50,000.00	20,319.00	50,000.00	50,000.00	50,000.00	
A.3120.411	RADIO-TELETYPE RENTAL..	39,324.68	39,554.19	41,000.00	41,000.00	35,377.26	66,000.00	66,000.00	66,000.00	60.98%
A.3120.420	GAS & OIL..	51,511.04	35,952.53	82,230.00	82,230.00	43,074.95	82,230.00	82,230.00	82,230.00	
A.3120.421	VEHICLE MAINTENANCE..	55,694.62	68,315.94	60,400.00	60,400.00	60,087.36	62,500.00	62,500.00	62,500.00	3.48%
A.3120.430	CLOTHING/CLEANING..	36,537.87	45,531.26	51,000.00	51,000.00	20,577.95	50,000.00	50,000.00	50,000.00	-1.96%
A.3120.431	DETECTIVE DIVISION..	5,027.37	9,099.35	5,000.00	5,000.00	3,534.59	6,000.00	6,000.00	6,000.00	20.00%
A.3120.432	AMMUNITION, GUNS, ETC..	16,497.44	17,815.46	18,000.00	18,000.00	1,648.15	18,000.00	18,000.00	18,000.00	
A.3120.435	CANINE..	2,308.36	992.75	3,000.00	3,000.00	788.37	3,000.00	3,000.00	3,000.00	
A.3120.436	TRAINING..	3,342.24	0.00	2,500.00	2,500.00	4,500.00	2,500.00	2,500.00	2,500.00	
A.3120.437	MEAL ALLOWANCES..	2,209.04	768.70	1,500.00	1,500.00	2,020.23	2,000.00	2,000.00	2,000.00	33.33%
A.3120.440	CHILD SEAT GRANT..	180.00	0.00	1,250.00	1,250.00	0.00	1,250.00	1,250.00	1,250.00	
A.3121.400	DRUG ENFORCEMENT - POLICE..	0.00	0.00	0.00	0.00	0.00				
A.3121.401	SEIZURE FUND	1,790.00	5,300.00	0.00	0.00	0.00				
A.3310.100	SCHOOL CROSSING GUARDS WAGES..	0.00	0.00	0.00	0.00	0.00				
A.3310.433	TWO-WAY RADIO SERVICE..	7,759.29	9,189.56	10,000.00	10,000.00	10,665.40	11,000.00	11,000.00	11,000.00	10.00%
A.3310.434	STREET SIGNS & SIGNALS..	9,137.07	10,652.40	10,000.00	10,000.00	1,771.62	10,000.00	10,000.00	10,000.00	

TOWN OF ULSTER

Budget Preparation Report

Fiscal Year: 2022 Period From: 1 To: 12

Account	Description	2019 Actual	2020 Actual	Original 2021 Budget	Adjusted 2021 Budget	2021 Actual Per 1-12	2022 TENT Stage	2022 PRELIM Stage	2022 ADOPT Stage	Variance To ADOPT Stage
Type E	Expense									
A.3510.100	ANIMAL CONTROL OFFICER	841.39	0.00	5,000.00	5,000.00	174.83	4,000.00	4,000.00	4,000.00	-20.00%
A.3510.436	HARBORING, EUTHANASIA..	7,141.39	738.81	15,000.00	15,000.00	760.00	10,000.00	10,000.00	10,000.00	-33.33%
A.3620.100	BUILDING INSPECTOR SALARY #11..	60,078.27	62,829.17	60,000.00	60,000.00	77,163.68	76,171.00	76,171.00	76,171.00	26.95%
A.3620.101	ASST. BUILDING INSPECTOR..	33.20	20.31	39,290.00	39,290.00	31,821.93	45,123.00	45,123.00	45,123.00	14.85%
A.3620.102	CLERKS WAGES..	38,079.27	39,006.09	41,124.00	41,124.00	33,578.08	42,312.00	42,312.00	42,312.00	2.89%
A.3620.103	FIRE INSPECTOR WAGES..	19,435.43	9,983.56	17,900.00	17,900.00	0.00	17,900.00	17,900.00	17,900.00	
A.3620.200	OFFICE EQUIPMENT..	2,541.30	466.99	1,000.00	1,000.00	871.36	2,000.00	2,000.00	2,000.00	100.00%
A.3620.201	BUILDING INSPECTOR.. VEHICLE	0.00	0.00	0.00	0.00	0.00				
A.3620.403	OFFICE SUPPLIES & SUBSCRPT..	2,969.68	2,214.84	2,250.00	2,250.00	1,272.24	2,500.00	2,500.00	2,500.00	11.11%
A.3620.404	OFFICE EQUIPMENT MAINTENANCE..	4,870.00	4,460.00	5,000.00	5,000.00	4,460.00	5,000.00	5,000.00	5,000.00	
A.3620.405	SCHOOLING & CONFERENCES	745.00	675.00	2,000.00	2,000.00	200.00	2,000.00	2,000.00	2,000.00	
A.3620.410	COMPUTER TECHNOLOGY..	3,573.30	2,752.47	6,000.00	6,000.00	1,508.03	6,000.00	6,000.00	6,000.00	
A.3620.419	VEHICLE LEASE..	0.00	0.00	0.00	0.00	0.00				
A.3620.420	GAS & OIL..	3,310.57	1,471.20	4,125.00	4,125.00	2,527.11	4,125.00	4,125.00	4,125.00	
A.3620.421	VEHICLE MAINTENANCE..	1,543.48	2,189.28	3,500.00	3,500.00	8,553.93	3,500.00	3,500.00	3,500.00	
A.4020.400	REGISTRAR OF VITAL STATISTICS	8,660.00	10,010.00	7,000.00	7,000.00	0.00	7,000.00	7,000.00	7,000.00	
A.5010.100	HIGHWAY SUPT SALARY..	75,000.12	78,795.08	80,568.00	80,568.00	71,250.29	82,784.00	82,784.00	82,784.00	2.75%
A.5010.200	EQUIPMENT	0.00	0.00	0.00	0.00	0.00				
A.5010.403	OFFICE SUPPLIES..	1,583.14	1,338.03	1,750.00	1,750.00	1,537.79	1,750.00	1,750.00	1,750.00	
A.5132.200	HIGHWAY GARAGE EQUIPMENT	0.00	6,330.00	0.00	0.00	0.00				
A.5132.406	TELEPHONE..	6,360.90	5,176.32	8,000.00	8,000.00	4,377.32	8,000.00	8,000.00	8,000.00	
A.5132.407	ELECTRIC..	10,181.93	9,689.49	12,500.00	12,500.00	7,553.93	12,500.00	12,500.00	12,500.00	
A.5132.408	HEAT..	13,545.22	12,004.72	15,500.00	15,500.00	7,772.84	15,500.00	15,500.00	15,500.00	
A.5132.409	REPAIRS & SUPPLIES..	22,279.31	12,932.75	15,000.00	15,000.00	14,956.30	15,000.00	15,000.00	15,000.00	

TOWN OF ULSTER

Budget Preparation Report

Fiscal Year: 2022 Period From: 1 To: 12

Account	Description	2019 Actual	2020 Actual	Original 2021 Budget	Adjusted 2021 Budget	2021 Actual Per 1-12	2022 TENT Stage	2022 PRELIM Stage	2022 ADOPT Stage	Variance To ADOPT Stage
Type E	Expense									
A.5132.410	COMPUTER TECHNOLOGY	5,595.57	4,314.08	0.00	0.00	2,667.61	2,500.00	2,500.00	2,500.00	100.00%
A.5132.454	MAINTENANCE..	15,815.51	7,736.22	15,000.00	15,000.00	5,751.46	15,000.00	15,000.00	15,000.00	
A.5182.400	LIGHTING..	46,398.73	45,402.32	49,000.00	49,000.00	39,594.40	49,000.00	49,000.00	49,000.00	
A.6140.400	HOME RELIEF..	0.00	0.00	0.00	0.00	0.00				
A.6410.100	WEBMASTER..	0.00	0.00	0.00	0.00	0.00				
A.6410.400	PUBLICITY..	848.44	184.23	1,000.00	1,000.00	9.98	1,000.00	1,000.00	1,000.00	
A.6410.401	EMPIRE ZONE..	0.00	0.00	0.00	0.00	0.00				
A.6510.423	SUPPLIES & FLAGS..	82.45	111.31	500.00	500.00	116.17	500.00	500.00	500.00	
A.6772.400	PROGRAMS FOR AGING..	6,567.75	683.96	6,000.00	6,000.00	2,006.41	6,000.00	6,000.00	6,000.00	
A.7110.101	PARK ATTENDANTS WAGES..	34,689.67	43,867.70	84,628.00	84,628.00	60,399.48	89,251.00	89,251.00	92,751.00	9.60%
A.7110.102	PARKS/GROUNDS WAGES..	0.00	0.00	0.00	0.00	0.00				
A.7110.200	EQUIPMENT..	5,136.87	0.00	10,000.00	10,000.00	18,549.00	10,000.00	10,000.00	10,000.00	
A.7110.201	POST PARK PAVILLION..	0.00	48,369.00	0.00	0.00	0.00				
A.7110.406	TELEPHONE..	0.00	343.02	500.00	500.00	351.69	500.00	500.00	500.00	
A.7110.407	ELECTRIC..	1,603.26	1,429.94	2,000.00	2,000.00	1,300.92	2,000.00	2,000.00	2,000.00	
A.7110.420	GAS & OIL..	1,911.45	1,806.94	2,476.00	2,476.00	2,980.64	2,476.00	2,476.00	2,476.00	
A.7110.421	VEHICLE MAINTENANCE..	90.94	0.00	1,000.00	1,000.00	522.25	1,000.00	1,000.00	1,000.00	
A.7110.426	REPAIRS, CONSTRUCTION, EQUIPMENT..	32,141.68	18,381.26	10,000.00	10,000.00	25,354.34	15,000.00	15,000.00	15,000.00	50.00%
A.7110.427	HANDICAP FISHING PLATFORM..	0.00	0.00	1,000.00	1,000.00	0.00	1,000.00	1,000.00	1,000.00	
A.7140.100	DIRECTOR..	12,000.00	3,000.00	3,000.00	3,000.00	0.00	3,000.00	3,000.00	3,000.00	
A.7140.101	PROGRAM PERSONNEL..	62,798.94	0.00	55,000.00	55,000.00	0.00	70,000.00	70,000.00	75,000.00	36.36%
A.7140.200	EQUIPMENT..	0.00	0.00	10,000.00	10,000.00	0.00	10,000.00	10,000.00	10,000.00	
A.7140.201	RECREATION EQUIPMENT GRANT..	0.00	0.00	0.00	0.00	0.00				
A.7140.400	PROGRAM SUPPLIES, EVENTS..	16,724.02	279.38	10,000.00	10,000.00	0.00	10,000.00	10,000.00	10,000.00	
A.7140.401	RECREATION EQUIP.RESERVE..	9,679.40	17,073.15	0.00	0.00	8,139.21				

TOWN OF ULSTER

Budget Preparation Report

Fiscal Year: 2022 Period From: 1 To: 12

Account	Description	2019 Actual	2020 Actual	Original 2021 Budget	Adjusted 2021 Budget	2021 Actual Per 1-12	2022 TENT Stage	2022 PRELIM Stage	2022 ADOPT Stage	Variance To ADOPT Stage
Type E	Expense									
A.7140.402	RECREATION.UTILITIES - LITTLE LEAGUE..	0.00	0.00	0.00	0.00	0.00				
A.7510.400	HISTORIAN EXPENSES..	0.00	0.00	0.00	0.00	0.00				
A.8010.101	MUNICIPAL CODES OFFICER..	44,604.58	11,325.97	46,721.00	46,721.00	27.68	48,875.00	48,875.00	48,875.00	4.61%
A.8010.102	CLERKS WAGES..	30,069.76	34,347.89	40,874.00	40,874.00	31,672.75	42,062.00	42,062.00	42,062.00	2.91%
A.8010.103	SECRETARY-ZONING BOARD APPEALS..	0.00	0.00	0.00	0.00	0.00				
A.8010.200	ZONING OFFICE EQUIPMENT	0.00	0.00	0.00	0.00	0.00				
A.8010.400	ZONING BOARD OF APPEALS..	2,900.00	2,900.00	3,500.00	3,500.00	0.00	3,500.00	3,500.00	3,500.00	
A.8010.415	LEGAL NOTICES..	332.10	581.22	300.00	300.00	471.51	400.00	400.00	400.00	33.33%
A.8020.100	SECRETARY WAGE..	0.00	0.00	0.00	0.00	0.00				
A.8020.400	PLANNER..	37,663.30	16,990.55	40,000.00	40,000.00	4,297.86	30,000.00	30,000.00	30,000.00	-25.00%
A.8020.401	PLANNING BOARD CHAIRMAN..	2,500.00	2,500.00	2,500.00	2,500.00	0.00	2,500.00	2,500.00	2,500.00	
A.8020.402	PLANNING BOARD MEMBERS..	7,000.00	7,500.00	8,000.00	8,000.00	0.00	8,000.00	8,000.00	8,000.00	
A.8020.403	OFFICE SUPPLIES..	0.00	0.00	0.00	0.00	0.00				
A.8020.405	COMPREHENSIVE PLANNER..	0.00	0.00	0.00	0.00	0.00				
A.8020.415	ADVERTISING-LEGAL NOTICES..	216.67	252.92	300.00	300.00	112.58	300.00	300.00	300.00	
A.8160.100	RECYCLING WAGES..	45,570.92	48,342.92	60,330.00	60,330.00	38,722.90	60,330.00	60,330.00	60,330.00	
A.8160.200	EQUIPMENT..	0.00	0.00	1,000.00	1,000.00	0.00	1,000.00	1,000.00	1,000.00	
A.8160.401	DUMPING COSTS..	57,492.82	54,169.11	60,000.00	60,000.00	37,168.82	60,000.00	60,000.00	60,000.00	
A.8160.402	TUB GRINDING..	0.00	0.00	2,500.00	2,500.00	0.00	2,500.00	2,500.00	2,500.00	
A.8160.404	PRINTING-PERMITS & BILLS..	530.58	376.49	1,800.00	1,800.00	0.00	1,450.00	1,450.00	1,450.00	-19.44%
A.8160.409	TOOLS & SUPPLIES..	72.18	0.00	250.00	250.00	0.00	300.00	300.00	300.00	20.00%
A.8160.420	GAS & OIL..	3,569.10	2,343.21	3,440.00	3,440.00	2,712.80	3,440.00	3,440.00	3,440.00	
A.8160.421	VEHICLE MAINTENANCE..	2,481.63	8,393.92	3,000.00	3,000.00	13,154.28	3,000.00	3,000.00	3,000.00	
A.8160.430	UNIFORM RENTAL & CLEANING..	0.00	0.00	0.00	0.00	0.00				
A.8160.492	RECYCLING - TIRES..	316.50	969.00	500.00	500.00	780.00	800.00	800.00	800.00	60.00%
A.8760.400	EMERGENCY DISASTER..	11,065.48	16,800.90	12,000.00	12,000.00	1,873.08				-100.00%

TOWN OF ULSTER

Budget Preparation Report

Fiscal Year: 2022 Period From: 1 To: 12

Account	Description	2019 Actual	2020 Actual	Original 2021 Budget	Adjusted 2021 Budget	2021 Actual Per 1-12	2022 TENT Stage	2022 PRELIM Stage	2022 ADOPT Stage	Variance To ADOPT Stage
Type E	Expense									
A.8810.400	CEMETERIES..	0.00	0.00	500.00	500.00	0.00	500.00	500.00	500.00	
A.8989.400	LANDFILL FEES - FIRE DISTRICT..	0.00	0.00	20,834.00	20,834.00	0.00	22,000.00	22,000.00	22,000.00	5.60%
A.9010.800	STATE RETIREMENT..	171,061.64	171,183.87	257,641.00	257,641.00	179,975.00	198,524.00	198,524.00	199,409.00	-22.60%
A.9015.800	POLICE & FIRE RETIREMENT..	418,843.00	413,937.00	600,104.00	600,104.00	575,454.00	639,377.00	639,377.00	655,627.00	9.25%
A.9030.800	SOCIAL SECURITY..	262,201.17	268,842.34	297,750.00	297,750.00	231,978.73	318,950.00	318,950.00	324,005.00	8.82%
A.9040.800	WORKERS COMPENSATION..	166,703.63	199,629.80	181,000.00	181,000.00	176,783.02	189,750.00	189,750.00	192,710.00	6.47%
A.9050.800	UNEMPLOYMENT INSURANCE..	4,829.00	15,327.55	10,000.00	10,000.00	0.00	10,000.00	10,000.00	5,000.00	-50.00%
A.9055.800	DISABILITY INSURANCE..	6,905.41	8,788.83	10,000.00	10,000.00	7,263.82	10,000.00	10,000.00	10,000.00	
A.9060.800	HOSPITAL & DENTAL INSURANCE..	971,945.55	838,818.84	1,276,550.00	1,276,550.00	883,575.02	1,320,000.00	1,320,000.00	1,365,755.00	6.99%
A.9060.801	COBRA HOSP & DENTAL..	0.00	0.00	0.00	0.00	0.00				
A.9060.802	RETIREEES HOSP & DENTAL..	432,629.24	471,337.05	532,100.00	532,100.00	444,443.04	515,650.00	515,650.00	530,015.00	-0.39%
A.9070.800	MEDICARE REIMBURSEMENT..	32,018.00	30,767.40	45,600.00	45,600.00	32,737.80	54,775.00	54,775.00	58,665.00	28.65%
A.9080.800	EMPLOYEE BENEFIT LIABILITY..	0.00	0.00	80,000.00	80,000.00	0.00	80,000.00	80,000.00	80,000.00	
A.9710.600	SERIAL BOND/PRIN..	0.00	0.00	0.00	0.00	0.00				
A.9710.700	SERIAL BOND/INT..	0.00	0.00	0.00	0.00	0.00				
A.9730.600	B.A. NOTE/PRIN..	0.00	0.00	0.00	0.00	0.00				
A.9730.700	B.A. NOTE/INT..	0.00	0.00	0.00	0.00	0.00				
A.9901.900	INTERFUND TRANSFERS TO OTHER FUNDS	243,895.00	0.00	0.00	0.00	0.00				
A.9950.900	TRANSFER - CAPITAL PROJECT	312,063.30	178,000.00	0.00	0.00	0.00				
Total Type E	Expense	8,020,368.02	7,826,370.02	9,059,825.00	9,059,825.00	7,180,031.47	9,427,048.00	9,427,048.00	9,585,258.00	5.80%
Grand Total		(766,613.17)	(1,054,957.24)	0.00	0.00	(965,750.85)	0.00	0.00	0.00	

Budget Preparation Report Parameters

Report ID:	ADOPT 2022	3 Stage Only:	Yes	Print Saved Report Description:	No
Version Code:	HIGHWAY FUND	Year:	2022	Print Summary Page:	No
Period:	1	To:	12		
Column 1 Stage:	TENT	Column 2 Stage:	PRELIM		
Column 3 Stage:	ADOPT	Column 4 Stage:	ADOPT		
Variance:	Original Budget	Against:	Column 3 Stage		
Memo Date:		To:		Use Alt Fund:	No
Description:	Display	Acct Status:	Active	Exclude Revenue Brackets:	No
Summary Only:	No	Column:	None	Grand Totals on Separate Page:	No
Spacing:	Single	Prior Yr Orig Budget:	GL Posted	Display Rank:	Yes
Print:	Blanks	Print Detail: No	Include Accts From Version Only: Yes	Suppress Zero Accts:	No

Account Table:

Alt. Sort Table:

Sort:	Sort	Subtotal	Page Break	Subheading
1	Type	Yes	Yes	Yes

Print Display Description: No

TOWN OF ULSTER

Budget Preparation Report

Fiscal Year: 2022 Period From: 1 To: 12

Account	Description	2019 Actual	2020 Actual	Original 2021 Budget	Adjusted 2021 Budget	2021 Actual Per 1-12	2022 TENT Stage	2022 PRELIM Stage	2022 ADOPT Stage	Variance To ADOPT Stage
Type R	Revenue									
D.1001	REAL PROPERTY TAXES	2,694,810.00	2,767,743.00	2,764,008.00	2,764,008.00	2,764,008.00	2,774,440.00	2,774,440.00	2,774,440.00	0.38%
D.1081	OTHER PYMTS - LIEU OF TAXES	60,107.95	65,406.09	64,800.00	64,800.00	66,051.15	66,500.00	66,500.00	66,500.00	2.62%
D.1270	SHARED SERVICE CHARGES	87,195.18	14,412.17	0.00	0.00	13,116.31	15,000.00	15,000.00	15,000.00	100.00%
D.1289	OTHER GEN. DEPT INCOME	166,073.72	385,505.07	50,000.00	50,000.00	32,368.03	50,000.00	50,000.00	50,000.00	
D.1290	GAS REIMB.	0.00	71,081.06	0.00	0.00	71,851.28				
D.2401	INTEREST & EARNINGS	25,766.71	14,300.91	7,000.00	7,000.00	3,234.44	4,000.00	4,000.00	4,000.00	-42.86%
D.2590	PERMITS, STREET OPENING-TEMP.BLOCKING	50.00	0.00	200.00	200.00	100.00	200.00	200.00	200.00	
D.2591	STORM WATER PERMIT	0.00	0.00	0.00	0.00	0.00				
D.2650	SALE OF SCRAP & MATERIAL	1,025.15	0.00	1,000.00	1,000.00	0.00	1,000.00	1,000.00	1,000.00	
D.2665	SALE OF EQUIPMENT	0.00	0.00	30,000.00	30,000.00	0.00	30,000.00	30,000.00	30,000.00	
D.2680	INSURANCE RECOVERIES	781.50	0.00	0.00	0.00	2,348.60				
D.2683	SELF INSURANCE RECOVERIES	0.00	0.00	0.00	0.00	0.00				
D.2701	REFUNDS - PRIOR YR. EXPENDITURES	0.00	0.00	0.00	0.00	100.00				
D.2710	PREMIUM ON OBLIGATIONS	0.00	0.00	0.00	0.00	0.00				
D.2770	MISCELLANEOUS REVENUES	52,580.00	11,200.63	0.00	0.00	1,626.00				
D.2801	INTERFUND REVENUES	0.00	0.00	86,190.00	86,190.00	0.00	86,135.00	86,135.00	86,135.00	-0.06%
D.3501	CONSOLIDATED HWY AID	211,240.62	119,659.02	149,580.00	149,580.00	26,563.68	149,580.00	149,580.00	149,580.00	
D.3503	STATE AID, SHIPS	0.00	49,327.27	0.00	0.00	5,121.25				
D.4960	FED.AID,EMERGENCY DISASTER ASSISTANCE	0.00	0.00	0.00	0.00	0.00				
D.5031	INTERFUND TRANSFERS	243,895.00	0.00	0.00	0.00	0.00				
D.5110	APPROPRIATED RESERVE	0.00	0.00	0.00	0.00	0.00				
D.5720	STATUTORY INSTALLMENT BONDS	0.00	0.00	0.00	0.00	0.00				
D.5990	APPROPRIATED FUND BALANCE	0.00	0.00	50,000.00	50,000.00	0.00	50,000.00	50,000.00	64,167.00	28.33%
Total Type R	Revenue	(3,543,525.83)	(3,498,635.22)	(3,202,778.00)	(3,202,778.00)	(2,986,488.74)	(3,226,855.00)	(3,226,855.00)	(3,241,022.00)	1.19%

Date Prepared: 11/14/2021 12:26 PM

Report Date: 11/14/2021

Account Table:

Alt. Sort Table:

TOWN OF ULSTER Budget Preparation Report

Fiscal Year: 2022 Period From: 1 To: 12

BUD4011 1.0

Page 2 of 5

Prepared By: JEQ3

Account	Description	2019 Actual	2020 Actual	Original 2021 Budget	Adjusted 2021 Budget	2021 Actual Per 1-12	2022 TENT Stage	2022 PRELIM Stage	2022 ADOPT Stage	Variance To ADOPT Stage
---------	-------------	----------------	----------------	----------------------------	----------------------------	----------------------------	-----------------------	-------------------------	------------------------	-------------------------------

Type R Revenue

TOWN OF ULSTER

Budget Preparation Report

Fiscal Year: 2022 Period From: 1 To: 12

Account	Description	2019 Actual	2020 Actual	Original 2021 Budget	Adjusted 2021 Budget	2021 Actual Per 1-12	2022 TENT Stage	2022 PRELIM Stage	2022 ADOPT Stage	Variance To ADOPT Stage
Type E	Expense									
D.1930.400	JUDGEMENTS & CLAIMS..	0.00	0.00	10,000.00	10,000.00	0.00	5,000.00	5,000.00	5,000.00	-50.00%
D.5110.100	WAGES..	434,736.38	412,173.45	484,703.00	484,703.00	417,112.46	500,651.00	500,651.00	501,878.00	3.54%
D.5110.101	HIGHWAY OVERTIME	20,353.88	24,159.37	25,000.00	25,000.00	12,476.44	25,000.00	25,000.00	25,000.00	
D.5110.102	HIGHWAY BOOKKEEPER	4,000.00	4,000.00	4,000.00	4,000.00	0.00	4,000.00	4,000.00	4,000.00	
D.5110.200	COMPUTER EQUIPMENT..	999.98	0.00	2,000.00	2,000.00	0.00	2,000.00	2,000.00	2,000.00	
D.5110.400	STREET PROGRAM..	53,272.62	41,538.58	50,000.00	50,000.00	28,754.90	50,000.00	50,000.00	50,000.00	
D.5110.413	EQUIPMENT RENTAL..	0.00	0.00	0.00	0.00	0.00	5,000.00	5,000.00	5,000.00	100.00%
D.5110.420	GAS & OIL..	87,278.16	49,342.26	84,370.00	84,370.00	88,666.78	84,370.00	84,370.00	84,370.00	
D.5110.422	GAS EXP OTHR DISTRICTS	0.00	0.00	0.00	0.00	0.00	10,000.00	10,000.00	10,000.00	100.00%
D.5110.430	UNIFORM RENTAL & CLEANING..	14,594.14	14,370.50	17,000.00	17,000.00	8,484.32	17,000.00	17,000.00	17,000.00	
D.5110.438	ENGINEERING SERVICES..	7,757.00	0.00	4,000.00	4,000.00	0.00	4,000.00	4,000.00	4,000.00	
D.5110.440	BLACKTOP..	160,159.26	287,504.22	215,000.00	215,000.00	64,444.55	215,000.00	215,000.00	215,000.00	
D.5110.441	STONE - SHALE..	11,918.65	8,485.11	12,000.00	12,000.00	5,559.69	12,000.00	12,000.00	12,000.00	
D.5110.442	ROAD OIL..	0.00	0.00	2,500.00	2,500.00	0.00	2,500.00	2,500.00	2,500.00	
D.5110.443	CULVERT, PIPE, POSTS, DRAINS..	7,538.40	16,831.08	18,000.00	18,000.00	33,268.46	18,000.00	18,000.00	18,000.00	
D.5110.445	BLASTING..	0.00	0.00	0.00	0.00	0.00				
D.5112.200	CHIPS PROGRAM..	211,240.62	168,986.30	149,580.00	149,580.00	311,793.34	149,580.00	149,580.00	149,580.00	
D.5130.100	MECHANICS WAGES..	153,208.96	156,932.25	165,640.00	165,640.00	136,213.52	170,808.00	170,808.00	170,808.00	3.12%
D.5130.101	MECHANIC OVERTIME	22,853.67	10,983.22	20,200.00	20,200.00	10,596.84	21,000.00	21,000.00	21,000.00	3.96%
D.5130.200	EQUIPMENT..	177,666.41	571,040.17	260,000.00	260,000.00	176,145.69	260,000.00	260,000.00	260,000.00	
D.5130.413	RENTAL..	0.00	0.00	0.00	0.00	0.00				
D.5130.422	EQUIPMENT MAINTENANCE..	85,725.72	100,251.53	70,000.00	70,000.00	77,854.88	72,000.00	72,000.00	72,000.00	2.86%
D.5130.427	TIRES & REPAIRS..	17,901.79	28,715.12	20,000.00	20,000.00	16,613.12	20,000.00	20,000.00	20,000.00	
D.5130.428	SOLVENTS..	4,133.20	4,201.41	5,000.00	5,000.00	3,602.71	5,000.00	5,000.00	5,000.00	
D.5130.429	OIL & LUBRICANTS..	5,939.12	5,317.03	5,500.00	5,500.00	2,205.03	5,000.00	5,000.00	5,000.00	-9.09%
D.5130.490	TOOLS..	1,584.94	2,736.91	3,000.00	3,000.00	1,644.23	3,000.00	3,000.00	3,000.00	
D.5130.491	PARTS..	75,000.82	59,456.59	55,000.00	55,000.00	43,905.83	55,000.00	55,000.00	55,000.00	

TOWN OF ULSTER

Budget Preparation Report

Fiscal Year: 2022 Period From: 1 To: 12

Account	Description	2019 Actual	2020 Actual	Original 2021 Budget	Adjusted 2021 Budget	2021 Actual Per 1-12	2022 TENT Stage	2022 PRELIM Stage	2022 ADOPT Stage	Variance To ADOPT Stage
Type E	Expense									
D.5140.100	WAGES - BEAUTIFICATION..	59,284.98	41,107.81	33,500.00	33,500.00	56,548.68	33,500.00	33,500.00	33,500.00	
D.5142.100	WAGES..	425,850.92	379,968.98	425,828.00	425,828.00	270,277.91	437,055.00	437,055.00	437,908.00	2.84%
D.5142.420	GAS & OIL..	100,164.08	67,985.60	90,000.00	90,000.00	60,744.56	90,000.00	90,000.00	90,000.00	
D.5142.437	MEAL ALLOWANCES..	8,100.00	2,869.36	5,000.00	5,000.00	2,790.00	5,000.00	5,000.00	5,000.00	
D.5142.446	SALT..	115,338.04	68,732.06	60,000.00	60,000.00	61,446.86	60,000.00	60,000.00	60,000.00	
D.5142.447	SAND..	0.00	0.00	3,000.00	3,000.00	0.00	3,000.00	3,000.00	3,000.00	
D.5142.448	COLD PATCH..	3,158.18	1,100.00	1,600.00	1,600.00	0.00	1,600.00	1,600.00	1,600.00	
D.5142.449	CALCIUM..	0.00	0.00	0.00	0.00	0.00				
D.8760.400	EMERGENCY DISASTER..	0.00	0.00	0.00	0.00	0.00				
D.9010.800	STATE RETIREMENT..	76,246.04	80,085.00	103,545.00	103,545.00	91,857.00	77,644.00	77,644.00	77,727.00	-24.93%
D.9010.804	STATE RETIREMENT..	51,894.32	55,653.00	71,955.00	71,955.00	63,833.00	53,956.00	53,956.00	54,013.00	-24.94%
D.9030.800	SOCIAL SECURITY..	60,952.45	41,926.54	52,462.00	52,462.00	67,451.73	53,937.00	53,937.00	54,026.00	2.98%
D.9030.804	SOCIAL SECURITY..	19,480.22	35,015.95	36,244.00	36,244.00	0.00	37,269.00	37,269.00	37,331.00	3.00%
D.9040.800	WORKERS COMPENSATION..	27,390.71	33,348.45	31,801.00	31,801.00	30,959.61	31,904.00	31,904.00	31,949.00	0.47%
D.9040.804	WORKERS COMPENSATION..	19,034.23	23,174.35	22,099.00	22,099.00	21,514.30	22,171.00	22,171.00	22,202.00	0.47%
D.9050.800	UNEMPLOYMENT INSURANCE..	0.00	0.00	2,000.00	2,000.00	0.00	1,000.00	1,000.00	1,000.00	-50.00%
D.9050.804	UNEMPLOYMENT INSURANCE..	0.00	0.00	2,000.00	2,000.00	0.00	1,000.00	1,000.00	1,000.00	-50.00%
D.9060.800	HOSPITAL & DENTAL INSURANCE..	189,264.00	200,611.85	223,463.00	223,463.00	195,967.51	244,260.00	244,260.00	248,154.00	11.05%
D.9060.802	HOSPITAL & DENTAL INSURANCE RETIRE..	99,289.03	90,246.45	80,004.00	80,004.00	76,042.91	65,500.00	65,500.00	66,629.00	-16.72%
D.9060.804	HOSPITAL & DENTAL INSURANCE..	109,013.60	100,180.09	155,288.00	155,288.00	93,779.84	169,740.00	169,740.00	172,446.00	11.05%
D.9060.806	HOSPITAL & DENTAL INSURANCE.RETIREE HOSPITAL & DENTAL	65,365.08	62,518.49	55,596.00	55,596.00	48,685.30	45,510.00	45,510.00	46,301.00	-16.72%
D.9070.804	MEDICARE REIMBURSEMENT..	21,516.20	25,131.00	39,900.00	39,900.00	29,224.80	51,900.00	51,900.00	55,100.00	38.10%
D.9080.800	EMPLOYEE BENEFIT LIABILITY..	0.00	0.00	14,750.00	14,750.00	0.00	14,750.00	14,750.00	14,750.00	
D.9080.804	EMPLOYEE BENEFIT LIABILITY..	0.00	0.00	10,250.00	10,250.00	0.00	10,250.00	10,250.00	10,250.00	

TOWN OF ULSTER

Budget Preparation Report

Fiscal Year: 2022 Period From: 1 To: 12

Account	Description	2019 Actual	2020 Actual	Original 2021 Budget	Adjusted 2021 Budget	2021 Actual Per 1-12	2022 TENT Stage	2022 PRELIM Stage	2022 ADOPT Stage	Variance To ADOPT Stage
Type E	Expense									
D.9710.600	SERIAL BOND/PRIN..	456,900.00	0.00	0.00	0.00	0.00				
D.9710.700	SERIAL BOND/INT..	11,595.12	0.00	0.00	0.00	0.00				
D.9730.600	B.A. NOTE/PRIN..	0.00	0.00	0.00	0.00	0.00				
D.9730.700	B.A. NOTE/INT..	0.00	0.00	0.00	0.00	0.00				
D.9901.900	TRANSFERS TO OTHER FUNDS.TRANSFERS	0.00	0.00	0.00	0.00	0.00				
Total Type E	Expense	3,477,700.92	3,276,680.08	3,202,778.00	3,202,778.00	2,610,466.80	3,226,855.00	3,226,855.00	3,241,022.00	1.19%
Grand Total		(65,824.91)	(221,955.14)	0.00	0.00	(376,021.94)	0.00	0.00	0.00	

Budget Preparation Report Parameters

Report ID:	ADOPT 2022	3 Stage Only:	Yes	Print Saved Report Description:	No
Version Code:	ULSTER WATER	Year:	2022	Print Summary Page:	No
Period:	1	To:	12		
Column 1 Stage:	TENT	Column 2 Stage:	PRELIM		
Column 3 Stage:	ADOPT	Column 4 Stage:	ADOPT		
Variance:	Original Budget	Against:	Column 3 Stage		
Memo Date:		To:		Use Alt Fund:	No
Description:	Display	Acct Status:	Active	Exclude Revenue Brackets:	No
Summary Only:	No	Column:	None	Grand Totals on Separate Page:	No
Spacing:	Single	Prior Yr Orig Budget:	GL Posted	Display Rank:	Yes
Print:	Blanks	Print Detail: No	Include Accts From Version Only: Yes	Suppress Zero Accts:	No

Account Table:

Alt. Sort Table:

Sort:	Sort	Subtotal	Page Break	Subheading
1	Type	Yes	Yes	Yes

Print Display Description: No

TOWN OF ULSTER

Budget Preparation Report

Fiscal Year: 2022 Period From: 1 To: 12

Account	Description	2019 Actual	2020 Actual	Original 2021 Budget	Adjusted 2021 Budget	2021 Actual Per 1-12	2022 TENT Stage	2022 PRELIM Stage	2022 ADOPT Stage	Variance To ADOPT Stage
Type R	Revenue									
SW1.1001	REAL PROPERTY TAXES	675,738.00	697,793.00	696,793.00	696,793.00	696,793.00	680,000.00	680,000.00	680,000.00	-2.41%
SW1.1081	OTH PYMTS - LIEU OF TAXES	0.00	0.00	0.00	0.00	0.00				
SW1.1289	OTHER GEN. DEPT INCOME	0.00	13,220.00	0.00	0.00	0.00				
SW1.2140	METERED WATER SALES	1,168,977.64	1,103,313.65	1,196,010.00	1,196,010.00	923,818.00	1,231,891.00	1,231,891.00	1,231,891.00	3.00%
SW1.2144	WATER SERVICE CHARGES	5,284.66	4,304.90	4,000.00	4,000.00	5,432.58	4,000.00	4,000.00	4,000.00	
SW1.2148	INT & PENALTIES ON WATER ACCOUNTS	19,501.33	24,731.83	18,000.00	18,000.00	24,463.67	18,000.00	18,000.00	18,000.00	
SW1.2401	INTEREST & EARNINGS	15,763.60	8,549.84	4,000.00	4,000.00	1,860.82	2,500.00	2,500.00	2,500.00	-37.50%
SW1.2414	RENTAL OF EQUIPMENT	0.00	0.00	18,000.00	18,000.00	0.00	18,000.00	18,000.00	18,000.00	
SW1.2650	SALE OF SCRAP & MATERIAL	318.60	326.20	0.00	0.00	0.00				
SW1.2665	SALE OF EQUIPMENT	1,404.03	6,900.02	3,000.00	3,000.00	4,169.70	3,000.00	3,000.00	3,000.00	
SW1.2680	INSURANCE RECOVERIES	1,134.63	0.00	0.00	0.00	0.00				
SW1.2683	SELF INSURANCE RECOVERIES	0.00	0.00	0.00	0.00	0.00				
SW1.2701	REFUNDS OF PRIOR YEARS EXPEND.	0.00	0.00	0.00	0.00	0.00				
SW1.2710	PREMIUM ON OBLIGATIONS	0.00	0.00	0.00	0.00	0.00				
SW1.2770	MISCELLANEOUS REVENUES	150.00	23,170.55	0.00	0.00	215,168.10				
SW1.5031	INTERFUND TRANSFERS	0.00	0.00	0.00	0.00	0.00				
SW1.5110	APPROPRIATED RESERVE	0.00	0.00	0.00	0.00	0.00				
SW1.5990	APPROPRIATED FUND BALANCE	0.00	0.00	66,094.00	66,094.00	0.00	65,276.00	65,276.00	70,659.00	6.91%
Total Type R	Revenue	(1,888,272.49)	(1,882,309.99)	(2,005,897.00)	(2,005,897.00)	(1,871,705.87)	(2,022,667.00)	(2,022,667.00)	(2,028,050.00)	1.10%

TOWN OF ULSTER

Budget Preparation Report

Fiscal Year: 2022 Period From: 1 To: 12

Account	Description	2019 Actual	2020 Actual	Original 2021 Budget	Adjusted 2021 Budget	2021 Actual Per 1-12	2022 TENT Stage	2022 PRELIM Stage	2022 ADOPT Stage	Variance To ADOPT Stage
Type E	Expense									
SW1.1380.400	PAYING AGENT..	0.00	0.00	0.00	0.00	0.00				
SW1.1420.400	LEGAL SERVICES..	0.00	0.00	0.00	0.00	0.00				
SW1.1910.400	UNALLOCATED INSURANCE..	40,826.98	32,660.70	62,100.00	62,100.00	34,247.27	62,100.00	62,100.00	62,100.00	
SW1.1930.400	JUDGEMENTS & CLAIMS..	128.65	218.99	0.00	0.00	0.00				
SW1.1940	PURCHASE OF LAND (RIGHTS OF WAY)	0.00	0.00	0.00	0.00	0.00				
SW1.1940.400	PURCHASE OF LAND (RIGHTS OF WAY)..	0.00	0.00	0.00	0.00	0.00				
SW1.1950.400	TAXES & ASSESSMENTS..	0.00	0.00	0.00	0.00	0.00				
SW1.1989.400	GRANTS WRITER..	0.00	0.00	0.00	0.00	0.00				
SW1.1990.400	CONTINGENCY..	0.00	0.00	0.00	0.00	0.00				
SW1.8310.100	WAGES..	313,629.83	304,767.42	293,716.00	293,716.00	327,654.53	301,967.00	301,967.00	303,509.00	3.33%
SW1.8310.101	OVERTIME WAGES..	18,946.57	19,591.61	34,233.00	34,233.00	25,349.92	35,201.00	35,201.00	35,201.00	2.83%
SW1.8310.102	BOOKKEEPER SALARY..	5,600.00	5,600.00	5,600.00	5,600.00	0.00	5,600.00	5,600.00	5,600.00	
SW1.8310.200	COMPUTER EQUIPMENT..	999.98	0.00	2,600.00	2,600.00	1,400.00	2,600.00	2,600.00	2,600.00	
SW1.8310.201	RADIO METER READING EQUIP....	1,650.00	1,400.00	4,000.00	4,000.00	0.00	4,000.00	4,000.00	4,000.00	
SW1.8310.402	AUDITOR..	2,750.00	2,750.00	2,750.00	2,750.00	2,750.00	2,750.00	2,750.00	2,750.00	
SW1.8310.403	OFFICE SUPPLIES-FORMS..	1,342.16	1,889.46	2,700.00	2,700.00	1,107.40	2,700.00	2,700.00	2,700.00	
SW1.8310.404	POSTAGE..	1,633.35	1,594.14	2,000.00	2,000.00	0.00	2,000.00	2,000.00	2,000.00	
SW1.8310.406	TELEPHONE..	3,999.57	5,351.74	5,500.00	5,500.00	3,310.16	5,500.00	5,500.00	5,500.00	
SW1.8310.412	RENT..	2,000.00	2,000.00	2,000.00	2,000.00	2,000.00	2,000.00	2,000.00	2,000.00	
SW1.8310.437	SCHOOLS..	1,093.00	0.00	2,000.00	2,000.00	0.00	2,000.00	2,000.00	2,000.00	
SW1.8320.250	METERS & HYDRANTS..	23,323.50	14,621.97	26,000.00	26,000.00	10,510.90	26,000.00	26,000.00	26,000.00	
SW1.8320.400	ENGINEERING SERVICES..	0.00	0.00	5,000.00	5,000.00	10,325.00	5,000.00	5,000.00	5,000.00	
SW1.8320.407	ELECTRIC..	50,375.28	45,861.17	70,000.00	70,000.00	39,715.16	70,000.00	70,000.00	70,000.00	
SW1.8320.408	HEAT..	5,261.02	4,003.73	8,000.00	8,000.00	3,184.75	8,000.00	8,000.00	8,000.00	
SW1.8320.409	REPAIRS & SUPPLIES..	30,980.88	24,674.45	39,000.00	39,000.00	42,973.39	39,000.00	39,000.00	39,000.00	
SW1.8320.413	EQUIPMENT RENTAL..	2,398.05	775.95	5,000.00	5,000.00	2,327.85	5,000.00	5,000.00	5,000.00	

TOWN OF ULSTER

Budget Preparation Report

Fiscal Year: 2022 Period From: 1 To: 12

Account	Description	2019 Actual	2020 Actual	Original 2021 Budget	Adjusted 2021 Budget	2021 Actual Per 1-12	2022 TENT Stage	2022 PRELIM Stage	2022 ADOPT Stage	Variance To ADOPT Stage
Type E	Expense									
SW1.8320.423	SUPPLIES & TOOLS..	994.92	741.88	2,500.00	2,500.00	3,439.00	2,500.00	2,500.00	2,500.00	
SW1.8320.430	UNIFORM RENTAL & CLEANING..	928.11	2,333.24	3,600.00	3,600.00	1,929.41	3,600.00	3,600.00	3,600.00	
SW1.8320.454	MAINTENANCE..	17,138.78	11,450.36	20,000.00	20,000.00	19,371.44	20,000.00	20,000.00	20,000.00	
SW1.8320.455	WATER COST..	838,030.00	792,022.00	955,500.00	955,500.00	681,551.00	985,430.00	985,430.00	985,430.00	3.13%
SW1.8320.456	WATER TANK PAINTING	0.00	0.00	0.00	0.00	0.00				
SW1.8320.457	SUPPLY, POWER & PUMPING.WATER MAIN REPLACEMENT-LEGG'S MILL RD	0.00	0.00	0.00	0.00	10,940.00				
SW1.8330.200	EQUIPMENT..	15,084.36	12,818.48	15,000.00	15,000.00	4,153.23	15,000.00	15,000.00	15,000.00	
SW1.8330.400	EQUIPMENT RESERVE..	0.00	0.00	0.00	0.00	0.00				
SW1.8330.401	LAB TESTING..	4,786.67	5,769.26	5,200.00	5,200.00	4,880.00	5,200.00	5,200.00	5,200.00	
SW1.8330.430	UNIFORMS..	1,544.51	969.59	2,300.00	2,300.00	1,548.24	2,300.00	2,300.00	2,300.00	
SW1.8330.451	CHEMICALS..	5,807.58	6,945.28	7,000.00	7,000.00	6,373.76	7,000.00	7,000.00	7,000.00	
SW1.8330.452	SALT..	51,517.96	56,629.33	56,000.00	56,000.00	40,963.47	60,000.00	60,000.00	60,000.00	7.14%
SW1.8330.453	REDEVELOP WELLS..	0.00	0.00	0.00	0.00	0.00				
SW1.8330.458	DEC PERMIT..	0.00	0.00	0.00	0.00	0.00				
SW1.8340.200	TRUCK..	28,462.09	30,000.00	45,000.00	45,000.00	0.00	45,000.00	45,000.00	45,000.00	
SW1.8340.201	DISTRIBUTION EQUIPMENT	0.00	0.00	0.00	0.00	0.00				
SW1.8340.420	GAS & OIL..	2,050.74	7,269.43	12,000.00	12,000.00	10,866.52	12,000.00	12,000.00	12,000.00	
SW1.8340.421	VEHICLE MAINTENANCE..	6,830.88	3,040.46	6,200.00	6,200.00	6,193.78	6,200.00	6,200.00	6,200.00	
SW1.9010.800	STATE RETIREMENT..	49,892.00	48,257.00	56,993.00	56,993.00	52,533.00	42,521.00	42,521.00	42,636.00	-25.19%
SW1.9030.800	SOCIAL SECURITY..	24,386.89	24,638.31	25,536.00	25,536.00	26,446.14	26,225.00	26,225.00	26,340.00	3.15%
SW1.9040.800	WORKERS COMPENSATION..	13,293.05	16,100.73	15,273.00	15,273.00	14,898.30	15,347.00	15,347.00	15,414.00	0.92%
SW1.9050.800	UNEMPLOYMENT INSURANCE..	0.00	0.00	0.00	0.00	0.00				
SW1.9055.800	DISABILITY INSURANCE..	277.11	673.96	400.00	400.00	463.92	700.00	700.00	700.00	75.00%
SW1.9060.800	HOSPITAL & DENTAL INSURANCE..	98,179.33	88,337.58	131,046.00	131,046.00	131,558.35	135,776.00	135,776.00	138,440.00	5.64%

TOWN OF ULSTER

Budget Preparation Report

Fiscal Year: 2022 Period From: 1 To: 12

Account	Description	2019 Actual	2020 Actual	Original 2021 Budget	Adjusted 2021 Budget	2021 Actual Per 1-12	2022 TENT Stage	2022 PRELIM Stage	2022 ADOPT Stage	Variance To ADOPT Stage
Type E	Expense									
SW1.9060.802	HOSPITAL & DENTAL INSURANCE RETIRE	40,687.47	34,029.09	55,200.00	55,200.00	33,284.25	33,300.00	33,300.00	33,300.00	-39.67%
SW1.9070.800	MEDICARE REIMBURSEMENT..	7,302.00	6,940.80	11,500.00	11,500.00	7,128.00	15,700.00	15,700.00	16,580.00	44.17%
SW1.9080.800	EMPLOYEE BENEFIT LIABILITY..	0.00	0.00	7,450.00	7,450.00	0.00	7,450.00	7,450.00	7,450.00	
SW1.9710.600	SERIAL BOND/PRIN..	0.00	0.00	0.00	0.00	0.00				
SW1.9710.700	SERIAL BOND/INTEREST..	0.00	0.00	0.00	0.00	0.00				
SW1.9730.600	B.A. NOTE/PRIN..	0.00	0.00	0.00	0.00	0.00				
SW1.9730.700	B.A. NOTE/INT...	0.00	0.00	0.00	0.00	0.00				
SW1.9901.900	TRANSFERS TO OTHER FUNDS.TRANSFERS	0.00	0.00	0.00	0.00	0.00				
SW1.9950.900	TRANSFER - CAPITAL PROJECT	0.00	7,500.00	0.00	0.00	0.00				
Total Type E	Expense	1,714,133.27	1,624,228.11	2,005,897.00	2,005,897.00	1,565,378.14	2,022,667.00	2,022,667.00	2,028,050.00	1.10%
Grand Total		(174,139.22)	(258,081.88)	0.00	0.00	(306,327.73)	0.00	0.00	0.00	

Budget Preparation Report Parameters

Report ID:	ADOPT 2022	3 Stage Only:	Yes	Print Saved Report Description:	No
Version Code:	HALCYON WATER	Year:	2022	Print Summary Page:	No
Period:	1	To:	12		
Column 1 Stage:	TENT	Column 2 Stage:	PRELIM		
Column 3 Stage:	ADOPT	Column 4 Stage:	ADOPT		
Variance:	Original Budget	Against:	Column 3 Stage		
Memo Date:		To:		Use Alt Fund:	No
Description:	Display	Acct Status:	Active	Exclude Revenue Brackets:	No
Summary Only:	No	Column:	None	Grand Totals on Separate Page:	No
Spacing:	Single	Prior Yr Orig Budget:	GL Posted	Display Rank:	Yes
Print:	Blanks	Print Detail: No	Include Accts From Version Only: Yes	Suppress Zero Accts:	No

Account Table:

Alt. Sort Table:

Sort:	Sort	Subtotal	Page Break	Subheading
1	Type	Yes	Yes	Yes

Print Display Description: No

TOWN OF ULSTER

Budget Preparation Report

Fiscal Year: 2022 Period From: 1 To: 12

Account	Description	2019 Actual	2020 Actual	Original 2021 Budget	Adjusted 2021 Budget	2021 Actual Per 1-12	2022 TENT Stage	2022 PRELIM Stage	2022 ADOPT Stage	Variance To ADOPT Stage
Type R	Revenue									
SW2.1001	REAL PROPERTY TAXES	55,382.00	57,195.00	56,995.00	56,995.00	56,995.00	56,995.00	56,995.00	56,995.00	
SW2.1081	OTH PYMTS - LIEU OF TAXES	0.00	0.00	0.00	0.00	0.00				
SW2.2140	METERED WATER SALES	30,768.40	31,537.02	30,000.00	30,000.00	23,089.44	31,000.00	31,000.00	31,000.00	3.33%
SW2.2144	WATER SERVICE CHARGES	0.00	0.00	0.00	0.00	0.00				
SW2.2148	INT & PENALTIES WATER RENTS	1,922.20	1,534.06	1,800.00	1,800.00	1,384.80	1,800.00	1,800.00	1,800.00	
SW2.2401	INTEREST & EARNINGS	420.73	428.34	300.00	300.00	24.98	75.00	75.00	75.00	-75.00%
SW2.2414	RENTAL OF EQUIPMENT	0.00	2,400.00	2,400.00	2,400.00	0.00	2,400.00	2,400.00	2,400.00	
SW2.2650	SALE OF SCRAP & MATERIAL	0.00	0.00	0.00	0.00	0.00				
SW2.2665	SALE OF EQUIPMENT	0.00	0.00	0.00	0.00	0.00				
SW2.2680	INSURANCE RECOVERIES	0.00	0.00	0.00	0.00	0.00				
SW2.2683	SELF INSURANCE RECOVERIES	0.00	0.00	0.00	0.00	0.00				
SW2.2701	REFUNDS OF PRIOR YEARS EXPEND.	0.00	0.00	0.00	0.00	0.00				
SW2.2710	PREMIUM ON OBLIGATIONS	0.00	0.00	0.00	0.00	0.00				
SW2.2770	MISCELLANEOUS REVENUES	0.00	0.00	0.00	0.00	0.00				
SW2.5031	INTERFUND TRANSFERS	0.00	0.00	0.00	0.00	0.00				
SW2.5110	APPROPRIATED RESERVE	0.00	0.00	0.00	0.00	0.00				
SW2.5990	APPROPRIATED FUND BALANCE	0.00	0.00	14,132.00	14,132.00	0.00	13,383.00	13,383.00	13,886.00	-1.74%
Total Type R	Revenue	(88,493.33)	(93,094.42)	(105,627.00)	(105,627.00)	(81,494.22)	(105,653.00)	(105,653.00)	(106,156.00)	0.50%

TOWN OF ULSTER

Budget Preparation Report

Fiscal Year: 2022 Period From: 1 To: 12

Account	Description	2019 Actual	2020 Actual	Original 2021 Budget	Adjusted 2021 Budget	2021 Actual Per 1-12	2022 TENT Stage	2022 PRELIM Stage	2022 ADOPT Stage	Variance To ADOPT Stage
Type E	Expense									
SW2.1380.400	PAYING AGENT..	0.00	0.00	0.00	0.00	0.00				
SW2.1420.400	LEGAL SERVICES..	0.00	0.00	0.00	0.00	0.00				
SW2.1910.400	UNALLOCATED INSURANCE..	915.92	964.04	1,833.00	1,833.00	1,010.87	1,833.00	1,833.00	1,833.00	
SW2.1930.400	JUDGEMENTS & CLAIMS..	0.00	0.00	0.00	0.00	4.80				
SW2.1950.400	TAXES & ASSESSMENTS..	0.00	0.00	0.00	0.00	0.00				
SW2.1989.400	GRANTS WRITER..	0.00	0.00	0.00	0.00	0.00				
SW2.1990.400	CONTINGENCY..	0.00	0.00	0.00	0.00	0.00				
SW2.8310.100	WAGES..	29,096.00	30,828.00	31,540.00	31,540.00	31,540.00	32,426.00	32,426.00	32,592.00	3.34%
SW2.8310.101	OVERTIME WAGES..	3,444.00	3,612.00	3,676.00	3,676.00	3,676.00	3,780.00	3,780.00	3,780.00	2.83%
SW2.8310.102	BOOKKEEPER SALARY..	1,950.00	1,950.00	1,950.00	1,950.00	1,950.00	1,950.00	1,950.00	1,950.00	
SW2.8310.200	COMPUTER EQUIPMENT..	0.00	0.00	150.00	150.00	0.00	150.00	150.00	150.00	
SW2.8310.201	RADIO METER READING EQUIP....	0.00	0.00	1,000.00	1,000.00	0.00	1,000.00	1,000.00	1,000.00	
SW2.8310.402	AUDITOR..	1,250.00	1,250.00	1,250.00	1,250.00	1,250.00	1,250.00	1,250.00	1,250.00	
SW2.8310.403	OFFICE SUPPLIES-FORMS..	0.00	0.00	300.00	300.00	0.00	300.00	300.00	300.00	
SW2.8310.404	POSTAGE..	289.22	294.27	400.00	400.00	0.00	400.00	400.00	400.00	
SW2.8310.406	TELEPHONE..	0.00	0.00	0.00	0.00	0.00				
SW2.8310.412	RENT..	100.00	100.00	100.00	100.00	100.00	100.00	100.00	100.00	
SW2.8310.437	SCHOOLS..	100.00	0.00	100.00	100.00	0.00	100.00	100.00	100.00	
SW2.8320.250	METERS & HYDRANTS..	4,125.00	6,580.00	4,500.00	4,500.00	0.00	4,500.00	4,500.00	4,500.00	
SW2.8320.400	ENGINEERING SERVICES..	0.00	0.00	800.00	800.00	0.00	800.00	800.00	800.00	
SW2.8320.407	ELECTRIC..	5,494.75	5,042.20	8,000.00	8,000.00	3,796.69	8,000.00	8,000.00	8,000.00	
SW2.8320.408	HEAT..	0.00	0.00	0.00	0.00	0.00				
SW2.8320.409	REPAIRS & SUPPLIES..	1,353.21	3,676.48	3,500.00	3,500.00	260.00	3,500.00	3,500.00	3,500.00	
SW2.8320.413	EQUIPMENT RENTAL..	0.00	0.00	0.00	0.00	0.00				
SW2.8320.423	SUPPLIES & TOOLS..	100.00	142.01	200.00	200.00	172.08	200.00	200.00	200.00	
SW2.8320.430	UNIFORM RENTAL & CLEANING..	350.00	350.00	350.00	350.00	0.00	350.00	350.00	350.00	
SW2.8320.454	MAINTENANCE..	364.23	2,664.25	1,500.00	1,500.00	646.05	1,500.00	1,500.00	1,500.00	

TOWN OF ULSTER

Budget Preparation Report

Fiscal Year: 2022 Period From: 1 To: 12

Account	Description	2019 Actual	2020 Actual	Original 2021 Budget	Adjusted 2021 Budget	2021 Actual Per 1-12	2022 TENT Stage	2022 PRELIM Stage	2022 ADOPT Stage	Variance To ADOPT Stage
Type E	Expense									
SW2.8320.455	WATER COST..	0.00	0.00	0.00	0.00	0.00				
SW2.8330.200	EQUIPMENT..	273.00	4,220.00	800.00	800.00	2,661.44	800.00	800.00	800.00	
SW2.8330.400	EQUIPMENT RESERVE..	0.00	0.00	0.00	0.00	0.00				
SW2.8330.401	LAB TESTING..	429.63	1,385.00	1,800.00	1,800.00	2,685.00	1,800.00	1,800.00	1,800.00	
SW2.8330.430	UNIFORMS..	75.00	95.00	100.00	100.00	0.00	100.00	100.00	100.00	
SW2.8330.451	CHEMICALS..	1,412.80	1,250.45	2,100.00	2,100.00	1,183.30	2,100.00	2,100.00	2,100.00	
SW2.8330.452	SALT..	0.00	0.00	0.00	0.00	0.00				
SW2.8330.453	REDEVELOP WELLS..	0.00	38,593.00	0.00	0.00	0.00				
SW2.8330.458	DEC PERMIT..	425.00	425.00	450.00	450.00	425.00	450.00	450.00	450.00	
SW2.8340.200	TRUCK..	5,000.00	0.00	10,000.00	10,000.00	0.00	10,000.00	10,000.00	10,000.00	
SW2.8340.420	GAS & OIL..	3,300.00	3,300.00	3,300.00	3,300.00	3,300.00	3,300.00	3,300.00	3,300.00	
SW2.8340.421	VEHICLE MAINTENANCE..	400.00	400.00	400.00	400.00	400.00	400.00	400.00	400.00	
SW2.9010.800	STATE RETIREMENT..	5,358.00	5,181.00	6,120.00	6,120.00	5,641.00	4,566.00	4,566.00	4,578.00	-25.20%
SW2.9030.800	SOCIAL SECURITY..	2,789.18	2,785.00	2,846.00	2,846.00	2,846.00	2,920.00	2,920.00	2,932.00	3.02%
SW2.9040.800	WORKERS COMPENSATION..	1,427.44	1,728.93	1,640.00	1,640.00	1,599.82	1,648.00	1,648.00	1,655.00	0.91%
SW2.9050.800	UNEMPLOYMENT INSURANCE..	0.00	0.00	0.00	0.00	0.00				
SW2.9055.800	DISABILITY INSURANCE..	50.00	0.00	50.00	50.00	0.00	50.00	50.00	50.00	
SW2.9060.800	HOSPITAL & DENTAL INSURANCE..	13,380.00	13,968.00	14,072.00	14,072.00	14,072.00	14,580.00	14,580.00	14,886.00	5.78%
SW2.9060.802	HOSPITAL & DENTAL INSURANCE RETIRE	0.00	0.00	0.00	0.00	0.00				
SW2.9070.800	MEDICARE REIMBURSEMENT..	0.00	0.00	0.00	0.00	0.00				
SW2.9080.800	EMPLOYEE BENEFIT LIABILITY..	0.00	0.00	800.00	800.00	0.00	800.00	800.00	800.00	
SW2.9710.600	SERIAL BOND/PRIN..	0.00	0.00	0.00	0.00	0.00				
SW2.9710.700	SERIAL BOND/INTEREST..	0.00	0.00	0.00	0.00	0.00				
SW2.9730.600	B.A. NOTE/PRIN..	0.00	0.00	0.00	0.00	0.00				
SW2.9730.700	B.A. NOTE/INT...	0.00	0.00	0.00	0.00	0.00				
Total Type E	Expense	83,252.38	130,784.63	105,627.00	105,627.00	79,220.05	105,653.00	105,653.00	106,156.00	0.50%

TOWN OF ULSTER

Budget Preparation Report

Fiscal Year: 2022 Period From: 1 To: 12

Account	Description	2019 Actual	2020 Actual	Original 2021 Budget	Adjusted 2021 Budget	2021 Actual Per 1-12	2022 TENT Stage	2022 PRELIM Stage	2022 ADOPT Stage	Variance To ADOPT Stage
Type E	Expense									
Grand Total		<u>(5,240.95)</u>	<u>37,690.21</u>	<u>0.00</u>	<u>0.00</u>	<u>(2,274.17)</u>	<u>0.00</u>	<u>0.00</u>	<u>0.00</u>	

Budget Preparation Report Parameters

Report ID:	ADOPT 2022	3 Stage Only:	Yes	Print Saved Report Description:	No
Version Code:	SP. LAKE WATER	Year:	2022	Print Summary Page:	No
Period:	1	To:	12		
Column 1 Stage:	TENT	Column 2 Stage:	PRELIM		
Column 3 Stage:	ADOPT	Column 4 Stage:	ADOPT		
Variance:	Original Budget	Against:	Column 3 Stage		
Memo Date:		To:		Use Alt Fund:	No
Description:	Display	Acct Status:	Active	Exclude Revenue Brackets:	No
Summary Only:	No	Column:	None	Grand Totals on Separate Page:	No
Spacing:	Single	Prior Yr Orig Budget:	GL Posted	Display Rank:	Yes
Print:	Blanks	Print Detail: No	Include Accts From Version Only: Yes	Suppress Zero Accts:	No

Account Table:

Alt. Sort Table:

Sort:	Sort	Subtotal	Page Break	Subheading
1	Type	Yes	Yes	Yes

Print Display Description: No

TOWN OF ULSTER

Budget Preparation Report

Fiscal Year: 2022 Period From: 1 To: 12

Account	Description	2019 Actual	2020 Actual	Original 2021 Budget	Adjusted 2021 Budget	2021 Actual Per 1-12	2022 TENT Stage	2022 PRELIM Stage	2022 ADOPT Stage	Variance To ADOPT Stage
Type R	Revenue									
SW3.1001	REAL PROPERTY TAXES	41,033.00	42,374.00	41,033.00	41,033.00	41,033.00	40,500.00	40,500.00	40,500.00	-1.30%
SW3.1081	OTH PYMTS - LIEU OF TAXES	0.00	0.00	0.00	0.00	0.00				
SW3.2140	METERED WATER SALES	65,297.31	64,178.45	60,000.00	60,000.00	46,953.63	67,000.00	67,000.00	67,000.00	11.67%
SW3.2144	WATER SERVICE CHARGES	18.00	0.00	0.00	0.00	0.00				
SW3.2148	INT & PENALTIES ON WATER ACCOUNTS	1,736.33	1,695.65	1,600.00	1,600.00	1,672.71	1,600.00	1,600.00	1,600.00	
SW3.2401	INTEREST & EARNINGS	817.56	729.87	200.00	200.00	110.58	125.00	125.00	125.00	-37.50%
SW3.2414	RENTAL OF EQUIPMENT	0.00	0.00	0.00	0.00	0.00				
SW3.2650	SALE OF SCRAP & MATERIAL	0.00	0.00	0.00	0.00	0.00				
SW3.2665	SALE OF EQUIPMENT	0.00	0.00	0.00	0.00	2,165.57				
SW3.2680	INSURANCE RECOVERIES	3,203.96	0.00	0.00	0.00	0.00				
SW3.2683	SELF INSURANCE RECOVERIES	0.00	0.00	0.00	0.00	0.00				
SW3.2701	REFUNDS OF PRIOR YEARS EXPEND.	0.00	0.00	0.00	0.00	0.00				
SW3.2710	PREMIUM ON OBLIGATIONS	0.00	0.00	0.00	0.00	0.00				
SW3.2770	MISCELLANEOUS REVENUES	0.00	0.00	0.00	0.00	0.00				
SW3.5031	INTERFUND TRANSFERS	0.00	0.00	0.00	0.00	0.00				
SW3.5110	APPROPRIATED RESERVE	0.00	0.00	0.00	0.00	0.00				
SW3.5990	APPROPRIATED FUND BALANCE	0.00	0.00	11,228.00	11,228.00	0.00	9,852.00	9,852.00	10,155.00	-9.56%
Total Type R	Revenue	(112,106.16)	(108,977.97)	(114,061.00)	(114,061.00)	(91,935.49)	(119,077.00)	(119,077.00)	(119,380.00)	4.66%

TOWN OF ULSTER

Budget Preparation Report

Fiscal Year: 2022 Period From: 1 To: 12

Account	Description	2019 Actual	2020 Actual	Original 2021 Budget	Adjusted 2021 Budget	2021 Actual Per 1-12	2022 TENT Stage	2022 PRELIM Stage	2022 ADOPT Stage	Variance To ADOPT Stage
Type E	Expense									
SW3.1380.400	PAYING AGENT..	0.00	0.00	0.00	0.00	0.00				
SW3.1420.400	LEGAL SERVICES..	0.00	0.00	0.00	0.00	0.00				
SW3.1910.400	UNALLOCATED INSURANCE..	915.92	964.04	1,833.00	1,833.00	1,010.87	1,833.00	1,833.00	1,833.00	
SW3.1930.400	JUDGEMENTS & CLAIMS..	0.00	0.00	0.00	0.00	0.00				
SW3.1950.400	TAXES & ASSESSMENTS..	0.00	0.00	0.00	0.00	0.00				
SW3.1989.400	GRANTS WRITER..	0.00	0.00	0.00	0.00	0.00				
SW3.1990.400	CONTINGENCY..	0.00	0.00	0.00	0.00	0.00				
SW3.8310.100	WAGES..	18,185.00	19,268.00	19,713.00	19,713.00	19,713.00	20,266.00	20,266.00	20,370.00	3.33%
SW3.8310.101	OVERTIME WAGES..	2,153.00	2,258.00	2,298.00	2,298.00	2,298.00	2,363.00	2,363.00	2,363.00	2.83%
SW3.8310.102	BOOKKEEPER SALARY..	1,950.00	1,950.00	1,950.00	1,950.00	1,950.00	1,950.00	1,950.00	1,950.00	
SW3.8310.200	COMPUTER EQUIPMENT..	0.00	0.00	150.00	150.00	0.00	150.00	150.00	150.00	
SW3.8310.201	RADIO METER READING EQUIP....	0.00	0.00	1,000.00	1,000.00	0.00	1,000.00	1,000.00	1,000.00	
SW3.8310.402	AUDITOR..	1,250.00	1,250.00	1,250.00	1,250.00	1,250.00	1,250.00	1,250.00	1,250.00	
SW3.8310.403	OFFICE SUPPLIES-FORMS..	0.00	0.00	50.00	50.00	0.00	50.00	50.00	50.00	
SW3.8310.404	POSTAGE..	190.62	199.96	300.00	300.00	0.00	300.00	300.00	300.00	
SW3.8310.406	TELEPHONE..	1,231.37	1,194.72	0.00	0.00	1,095.16				
SW3.8310.412	RENT..	100.00	100.00	100.00	100.00	100.00	100.00	100.00	100.00	
SW3.8310.437	SCHOOLS..	100.00	0.00	150.00	150.00	0.00	150.00	150.00	150.00	
SW3.8320.250	METERS & HYDRANTS..	2,550.00	36,390.10	4,000.00	4,000.00	2,097.55	4,000.00	4,000.00	4,000.00	
SW3.8320.400	ENGINEERING SERVICES..	0.00	0.00	500.00	500.00	0.00	500.00	500.00	500.00	
SW3.8320.407	ELECTRIC..	1,328.59	1,290.33	2,100.00	2,100.00	997.59	2,100.00	2,100.00	2,100.00	
SW3.8320.408	HEAT..	0.00	0.00	0.00	0.00	0.00				
SW3.8320.409	REPAIRS & SUPPLIES..	0.00	1,486.91	2,000.00	2,000.00	0.00	2,000.00	2,000.00	2,000.00	
SW3.8320.413	EQUIPMENT RENTAL..	0.00	0.00	800.00	800.00	0.00	800.00	800.00	800.00	
SW3.8320.423	SUPPLIES & TOOLS..	100.00	0.00	250.00	250.00	102.76	250.00	250.00	250.00	
SW3.8320.430	UNIFORM RENTAL & CLEANING..	350.00	350.00	350.00	350.00	0.00	350.00	350.00	350.00	
SW3.8320.454	MAINTENANCE..	81.00	374.54	500.00	500.00	315.36	500.00	500.00	500.00	

TOWN OF ULSTER

Budget Preparation Report

Fiscal Year: 2022 Period From: 1 To: 12

Account	Description	2019 Actual	2020 Actual	Original 2021 Budget	Adjusted 2021 Budget	2021 Actual Per 1-12	2022 TENT Stage	2022 PRELIM Stage	2022 ADOPT Stage	Variance To ADOPT Stage
Type E	Expense									
SW3.8320.455	WATER COST..	37,646.38	35,442.09	45,000.00	45,000.00	25,687.23	50,000.00	50,000.00	50,000.00	11.11%
SW3.8330.200	EQUIPMENT..	273.00	672.00	700.00	700.00	0.00	700.00	700.00	700.00	
SW3.8330.400	EQUIPMENT RESERVE..	0.00	0.00	0.00	0.00	0.00				
SW3.8330.401	LAB TESTING..	552.13	725.00	750.00	750.00	485.00	750.00	750.00	750.00	
SW3.8330.430	UNIFORMS..	75.00	100.00	100.00	100.00	0.00	100.00	100.00	100.00	
SW3.8330.451	CHEMICALS..	0.00	0.00	0.00	0.00	0.00				
SW3.8330.452	SALT..	0.00	0.00	0.00	0.00	0.00				
SW3.8330.453	REDEVELOP WELLS..	0.00	0.00	0.00	0.00	0.00				
SW3.8330.458	DEC PERMIT..	0.00	0.00	0.00	0.00	0.00				
SW3.8340.200	TRUCK..	3,000.00	0.00	10,000.00	10,000.00	0.00	10,000.00	10,000.00	10,000.00	
SW3.8340.420	GAS & OIL..	1,900.00	1,900.00	1,900.00	1,900.00	1,900.00	1,900.00	1,900.00	1,900.00	
SW3.8340.421	VEHICLE MAINTENANCE..	300.00	300.00	300.00	300.00	300.00	300.00	300.00	300.00	
SW3.9010.800	STATE RETIREMENT..	3,349.00	3,239.00	3,825.00	3,825.00	3,526.00	2,854.00	2,854.00	2,862.00	-25.18%
SW3.9030.800	SOCIAL SECURITY..	1,855.18	1,797.00	1,835.00	1,835.00	1,835.00	1,881.00	1,881.00	1,889.00	2.94%
SW3.9040.800	WORKERS COMPENSATION..	892.17	1,080.63	1,025.00	1,025.00	999.93	1,030.00	1,030.00	1,035.00	0.98%
SW3.9050.800	UNEMPLOYMENT INSURANCE..	0.00	0.00	0.00	0.00	0.00				
SW3.9055.800	DISABILITY INSURANCE..	37.00	0.00	37.00	37.00	0.00	37.00	37.00	37.00	
SW3.9060.800	HOSPITAL & DENTAL INSURANCE..	8,363.00	8,730.00	8,795.00	8,795.00	8,795.00	9,113.00	9,113.00	9,291.00	5.64%
SW3.9060.802	HOSPITAL & DENTAL INSURANCE RETIRE	0.00	0.00	0.00	0.00	0.00				
SW3.9070.800	MEDICARE REIMBURSEMENT..	0.00	0.00	0.00	0.00	0.00				
SW3.9080.800	EMPLOYEE BENEFIT LIABILITY..	0.00	0.00	500.00	500.00	0.00	500.00	500.00	500.00	
SW3.9710.600	SERIAL BOND/PRIN..	0.00	0.00	0.00	0.00	0.00				
SW3.9710.700	SERIAL BOND/INTEREST..	0.00	0.00	0.00	0.00	0.00				
SW3.9730.600	B.A. NOTE/PRIN..	0.00	0.00	0.00	0.00	0.00				
SW3.9730.700	B.A. NOTE/INT...	0.00	0.00	0.00	0.00	0.00				
Total Type E	Expense	88,728.36	121,062.32	114,061.00	114,061.00	74,458.45	119,077.00	119,077.00	119,380.00	4.66%

TOWN OF ULSTER Budget Preparation Report

Fiscal Year: 2022 Period From: 1 To: 12

Account	Description	2019	2020	Original	Adjusted	2021	2022	2022	2022	Variance To
		Actual	Actual	2021 Budget	2021 Budget	Actual Per 1-12	TENT Stage	PRELIM Stage	ADOPT Stage	ADOPT Stage
Type E	Expense									
Grand Total		(23,377.80)	12,084.35	0.00	0.00	(17,477.04)	0.00	0.00	0.00	

Budget Preparation Report Parameters

Report ID:	ADOPT 2022	3 Stage Only:	Yes	Print Saved Report Description:	No
Version Code:	BR. ACRES WATER	Year:	2022	Print Summary Page:	No
Period:	1	To:	12		
Column 1 Stage:	TENT	Column 2 Stage:	PRELIM		
Column 3 Stage:	ADOPT	Column 4 Stage:	ADOPT		
Variance:	Original Budget	Against:	Column 3 Stage		
Memo Date:		To:		Use Alt Fund:	No
Description:	Display	Acct Status:	Active	Exclude Revenue Brackets:	No
Summary Only:	No	Column:	None	Grand Totals on Separate Page:	No
Spacing:	Single	Prior Yr Orig Budget:	GL Posted	Display Rank:	Yes
Print:	Blanks	Print Detail: No	Include Accts From Version Only: Yes	Suppress Zero Accts:	No

Account Table:

Alt. Sort Table:

Sort:	Sort	Subtotal	Page Break	Subheading
1	Type	Yes	Yes	Yes

Print Display Description: No

TOWN OF ULSTER

Budget Preparation Report

Fiscal Year: 2022 Period From: 1 To: 12

Account	Description	2019 Actual	2020 Actual	Original 2021 Budget	Adjusted 2021 Budget	2021 Actual Per 1-12	2022 TENT Stage	2022 PRELIM Stage	2022 ADOPT Stage	Variance To ADOPT Stage
Type R	Revenue									
SW4.1001	REAL PROPERTY TAXES	66,467.00	68,633.00	67,900.00	67,900.00	67,900.00	67,000.00	67,000.00	67,000.00	-1.33%
SW4.1081	OTH PYMTS - LIEU OF TAXES	0.00	0.00	0.00	0.00	0.00				
SW4.2140	METERED WATER SALES	19,894.28	21,342.25	19,500.00	19,500.00	17,004.47	20,085.00	20,085.00	20,085.00	3.00%
SW4.2144	WATER SERVICE CHARGES	175.00	0.00	0.00	0.00	0.00				
SW4.2148	INT & PENALTIES ON WATER ACCOUNTS	168.26	(98.98)	150.00	150.00	446.58	150.00	150.00	150.00	
SW4.2401	INTEREST & EARNINGS	530.54	487.32	150.00	150.00	77.66	110.00	110.00	110.00	-26.67%
SW4.2414	RENTAL OF EQUIPMENT	0.00	0.00	0.00	0.00	0.00				
SW4.2650	SALE OF SCRAP & MATERIAL	0.00	0.00	0.00	0.00	0.00				
SW4.2665	SALE OF EQUIPMENT	0.00	0.00	0.00	0.00	0.00				
SW4.2680	INSURANCE RECOVERIES	0.00	0.00	0.00	0.00	0.00				
SW4.2683	SELF INSURANCE RECOVERIES	0.00	0.00	0.00	0.00	0.00				
SW4.2701	REFUNDS OF PRIOR YEARS EXPEND.	0.00	0.00	0.00	0.00	0.00				
SW4.2710	PREMIUM ON OBLIGATIONS	0.00	0.00	0.00	0.00	0.00				
SW4.2770	MISCELLANEOUS REVENUES	0.00	0.00	0.00	0.00	0.00				
SW4.5031	INTERFUND TRANSFERS	0.00	0.00	0.00	0.00	0.00				
SW4.5110	APPROPRIATED RESERVE	0.00	0.00	0.00	0.00	0.00				
SW4.5990	APPROPRIATED FUND BALANCE	0.00	0.00	11,960.00	11,960.00	0.00	12,636.00	12,636.00	13,013.00	8.80%
Total Type R	Revenue	(87,235.08)	(90,363.59)	(99,660.00)	(99,660.00)	(85,428.71)	(99,981.00)	(99,981.00)	(100,358.00)	0.70%

TOWN OF ULSTER

Budget Preparation Report

Fiscal Year: 2022 Period From: 1 To: 12

Account	Description	2019 Actual	2020 Actual	Original 2021 Budget	Adjusted 2021 Budget	2021 Actual Per 1-12	2022 TENT Stage	2022 PRELIM Stage	2022 ADOPT Stage	Variance To ADOPT Stage
Type E	Expense									
SW4.1380.400	PAYING AGENT..	0.00	0.00	0.00	0.00	0.00				
SW4.1420.400	LEGAL SERVICES..	0.00	0.00	0.00	0.00	0.00				
SW4.1910.400	UNALLOCATED INSURANCE..	915.92	964.04	1,833.00	1,833.00	1,010.87	1,833.00	1,833.00	1,833.00	
SW4.1930.400	JUDGEMENTS & CLAIMS..	0.00	0.00	0.00	0.00	0.00				
SW4.1950.400	TAXES & ASSESSMENTS..	0.00	0.00	0.00	0.00	0.00				
SW4.1989.400	GRANTS WRITER..	0.00	0.00	0.00	0.00	0.00				
SW4.1990.400	CONTINGENCY..	0.00	0.00	0.00	0.00	0.00				
SW4.8310.100	WAGES..	22,731.00	24,084.00	24,641.00	24,641.00	24,641.00	25,333.00	25,333.00	25,462.00	3.33%
SW4.8310.101	OVERTIME WAGES..	2,691.00	2,822.00	2,872.00	2,872.00	2,872.00	2,953.00	2,953.00	2,953.00	2.82%
SW4.8310.102	BOOKKEEPER SALARY..	1,950.00	1,950.00	1,950.00	1,950.00	1,950.00	1,950.00	1,950.00	1,950.00	
SW4.8310.200	COMPUTER EQUIPMENT..	0.00	0.00	0.00	0.00	0.00				
SW4.8310.201	RADIO METER READING EQUIP....	0.00	0.00	0.00	0.00	0.00				
SW4.8310.402	AUDITOR..	1,250.00	1,250.00	1,250.00	1,250.00	1,250.00	1,250.00	1,250.00	1,250.00	
SW4.8310.403	OFFICE SUPPLIES-FORMS..	0.00	0.00	50.00	50.00	0.00	50.00	50.00	50.00	
SW4.8310.404	POSTAGE..	78.04	81.46	90.00	90.00	0.00	90.00	90.00	90.00	
SW4.8310.406	TELEPHONE..	0.00	0.00	0.00	0.00	0.00				
SW4.8310.412	RENT..	100.00	100.00	100.00	100.00	100.00	100.00	100.00	100.00	
SW4.8310.437	SCHOOLS..	100.00	0.00	100.00	100.00	0.00	100.00	100.00	100.00	
SW4.8320.250	METERS & HYDRANTS..	17,804.82	195.60	3,700.00	3,700.00	0.00	3,700.00	3,700.00	3,700.00	
SW4.8320.400	ENGINEERING SERVICES..	2,050.00	0.00	500.00	500.00	0.00	500.00	500.00	500.00	
SW4.8320.407	ELECTRIC..	1,646.90	2,416.48	5,000.00	5,000.00	2,261.14	5,000.00	5,000.00	5,000.00	
SW4.8320.408	HEAT..	0.00	0.00	0.00	0.00	0.00				
SW4.8320.409	REPAIRS & SUPPLIES..	449.05	571.92	3,000.00	3,000.00	0.00	3,000.00	3,000.00	3,000.00	
SW4.8320.413	EQUIPMENT RENTAL..	0.00	0.00	500.00	500.00	0.00	500.00	500.00	500.00	
SW4.8320.423	SUPPLIES & TOOLS..	107.60	155.53	200.00	200.00	102.76	200.00	200.00	200.00	
SW4.8320.430	UNIFORM RENTAL & CLEANING..	250.00	250.00	250.00	250.00	0.00	250.00	250.00	250.00	
SW4.8320.454	MAINTENANCE..	548.98	16.59	500.00	500.00	263.62	500.00	500.00	500.00	

TOWN OF ULSTER

Budget Preparation Report

Fiscal Year: 2022 Period From: 1 To: 12

Account	Description	2019 Actual	2020 Actual	Original 2021 Budget	Adjusted 2021 Budget	2021 Actual Per 1-12	2022 TENT Stage	2022 PRELIM Stage	2022 ADOPT Stage	Variance To ADOPT Stage
Type E	Expense									
SW4.8320.455	WATER COST..	15,323.57	14,284.32	19,350.00	19,350.00	12,507.68	19,650.00	19,650.00	19,650.00	1.55%
SW4.8330.200	EQUIPMENT..	273.00	672.00	700.00	700.00	0.00	700.00	700.00	700.00	
SW4.8330.400	EQUIPMENT RESERVE..	0.00	0.00	0.00	0.00	0.00				
SW4.8330.401	LAB TESTING..	969.13	1,255.00	1,000.00	1,000.00	2,535.00	1,000.00	1,000.00	1,000.00	
SW4.8330.430	UNIFORMS..	120.00	150.00	150.00	150.00	0.00	150.00	150.00	150.00	
SW4.8330.451	CHEMICALS..	32.20	52.10	150.00	150.00	69.00	150.00	150.00	150.00	
SW4.8330.452	SALT..	0.00	0.00	0.00	0.00	0.00				
SW4.8330.453	REDEVELOP WELLS..	0.00	0.00	0.00	0.00	0.00				
SW4.8330.458	DEC PERMIT..	0.00	0.00	0.00	0.00	0.00				
SW4.8340.200	TRUCK..	5,000.00	0.00	10,000.00	10,000.00	0.00	10,000.00	10,000.00	10,000.00	
SW4.8340.420	GAS & OIL..	1,500.00	1,500.00	1,500.00	1,500.00	1,500.00	1,500.00	1,500.00	1,500.00	
SW4.8340.421	VEHICLE MAINTENANCE..	300.00	300.00	300.00	300.00	300.00	300.00	300.00	300.00	
SW4.9010.800	STATE RETIREMENT..	4,185.00	4,049.00	4,781.00	4,781.00	4,407.00	3,567.00	3,567.00	3,577.00	-25.18%
SW4.9030.800	SOCIAL SECURITY..	2,244.18	2,208.00	2,256.00	2,256.00	2,256.01	2,314.00	2,314.00	2,324.00	3.01%
SW4.9040.800	WORKERS COMPENSATION..	1,115.19	1,350.72	1,281.00	1,281.00	1,249.88	1,288.00	1,288.00	1,293.00	0.94%
SW4.9050.800	UNEMPLOYMENT INSURANCE..	0.00	0.00	0.00	0.00	0.00				
SW4.9055.800	DISABILITY INSURANCE..	37.00	0.00	37.00	37.00	0.00	37.00	37.00	37.00	
SW4.9060.800	HOSPITAL & DENTAL INSURANCE..	10,453.00	10,913.00	10,994.00	10,994.00	10,994.00	11,391.00	11,391.00	11,614.00	5.64%
SW4.9070.800	MEDICARE REIMBURSEMENT..	0.00	0.00	0.00	0.00	0.00				
SW4.9080.800	EMPLOYEE BENEFIT LIABILITY..	0.00	0.00	625.00	625.00	0.00	625.00	625.00	625.00	
SW4.9710.600	SERIAL BOND/PRIN..	0.00	0.00	0.00	0.00	0.00				
SW4.9710.700	SERIAL BOND/INTEREST..	0.00	0.00	0.00	0.00	0.00				
SW4.9730.600	B.A. NOTE/PRIN..	0.00	0.00	0.00	0.00	0.00				
SW4.9730.700	B.A. NOTE/INT...	0.00	0.00	0.00	0.00	0.00				
Total Type E	Expense	94,225.58	71,591.76	99,660.00	99,660.00	70,269.96	99,981.00	99,981.00	100,358.00	0.70%

Date Prepared: 11/14/2021 11:54 AM

Report Date: 11/14/2021

Account Table:

Alt. Sort Table:

TOWN OF ULSTER Budget Preparation Report

Fiscal Year: 2022 Period From: 1 To: 12

BUD4011 1.0

Page 4 of 4

Prepared By: JEQ3

Account	Description	2019	2020	Original	Adjusted	2021	2022	2022	2022	Variance To
		Actual	Actual	2021 Budget	2021 Budget	Actual Per 1-12	TENT Stage	PRELIM Stage	ADOPT Stage	ADOPT Stage
Grand Total		6,990.50	(18,771.83)	0.00	0.00	(15,158.75)	0.00	0.00	0.00	

Budget Preparation Report Parameters

Report ID:	ADOPT 2022	3 Stage Only:	Yes	Print Saved Report Description:	No
Version Code:	CH. HILL WATER	Year:	2022	Print Summary Page:	No
Period:	1	To:	12		
Column 1 Stage:	TENT	Column 2 Stage:	PRELIM		
Column 3 Stage:	ADOPT	Column 4 Stage:	ADOPT		
Variance:	Original Budget	Against:	Column 3 Stage		
Memo Date:		To:		Use Alt Fund:	No
Description:	Display	Acct Status:	Active	Exclude Revenue Brackets:	No
Summary Only:	No	Column:	None	Grand Totals on Separate Page:	No
Spacing:	Single	Prior Yr Orig Budget:	GL Posted	Display Rank:	Yes
Print:	Blanks	Print Detail: No	Include Accts From Version Only: Yes	Suppress Zero Accts:	No

Account Table:

Alt. Sort Table:

Sort:	Sort	Subtotal	Page Break	Subheading
1	Type	Yes	Yes	Yes

Print Display Description: No

TOWN OF ULSTER

Budget Preparation Report

Fiscal Year: 2022 Period From: 1 To: 12

Account	Description	2019 Actual	2020 Actual	Original 2021 Budget	Adjusted 2021 Budget	2021 Actual Per 1-12	2022 TENT Stage	2022 PRELIM Stage	2022 ADOPT Stage	Variance To ADOPT Stage
Type R	Revenue									
SW5.1001	REAL PROPERTY TAXES	98,626.00	101,825.00	101,100.00	101,100.00	101,100.00	99,800.00	99,800.00	99,800.00	-1.29%
SW5.1081	OTH PYMTS - LIEU OF TAXES	0.00	0.00	0.00	0.00	0.00				
SW5.2140	METERED WATER SALES	51,006.16	50,076.84	57,264.00	57,264.00	46,362.09	58,982.00	58,982.00	58,982.00	3.00%
SW5.2144	WATER SERVICE CHARGES	3,000.00	1,000.00	200.00	200.00	0.00	200.00	200.00	200.00	
SW5.2148	INT & PENALTIES ON WATER ACCOUNTS	961.18	915.12	750.00	750.00	1,858.35	750.00	750.00	750.00	
SW5.2401	INTEREST & EARNINGS	765.51	475.15	200.00	200.00	71.17	125.00	125.00	125.00	-37.50%
SW5.2414	RENTAL OF EQUIPMENT	0.00	0.00	0.00	0.00	0.00				
SW5.2650	SALE OF SCRAP & MATERIAL	0.00	0.00	0.00	0.00	0.00				
SW5.2665	SALE OF EQUIPMENT	0.00	0.00	0.00	0.00	1,171.27				
SW5.2680	INSURANCE RECOVERIES	0.00	0.00	0.00	0.00	0.00				
SW5.2683	SELF INSURANCE RECOVERIES	0.00	0.00	0.00	0.00	0.00				
SW5.2701	REFUNDS OF PRIOR YEARS EXPEND.	0.00	0.00	0.00	0.00	0.00				
SW5.2710	PREMIUM ON OBLIGATIONS	0.00	0.00	0.00	0.00	0.00				
SW5.2770	MISCELLANEOUS REVENUES	0.00	0.00	0.00	0.00	0.00				
SW5.5031	INTERFUND TRANSFERS	0.00	0.00	0.00	0.00	0.00				
SW5.5110	APPROPRIATED RESERVE	0.00	0.00	0.00	0.00	0.00				
SW5.5990	APPROPRIATED FUND BALANCE	0.00	0.00	11,873.00	11,873.00	0.00	13,442.00	13,442.00	13,637.00	14.86%
Total Type R	Revenue	(154,358.85)	(154,292.11)	(171,387.00)	(171,387.00)	(150,562.88)	(173,299.00)	(173,299.00)	(173,494.00)	1.23%

TOWN OF ULSTER

Budget Preparation Report

Fiscal Year: 2022 Period From: 1 To: 12

Account	Description	2019 Actual	2020 Actual	Original 2021 Budget	Adjusted 2021 Budget	2021 Actual Per 1-12	2022 TENT Stage	2022 PRELIM Stage	2022 ADOPT Stage	Variance To ADOPT Stage
Type E	Expense									
SW5.1380.400	PAYING AGENT..	0.00	0.00	0.00	0.00	0.00				
SW5.1420.400	LEGAL SERVICES..	0.00	0.00	0.00	0.00	0.00				
SW5.1910.400	UNALLOCATED INSURANCE..	915.92	964.04	1,823.00	1,823.00	1,010.87	1,823.00	1,823.00	1,823.00	
SW5.1930.400	JUDGEMENTS & CLAIMS..	0.00	0.00	0.00	0.00	0.00				
SW5.1950.400	TAXES & ASSESSMENTS..	0.00	0.00	0.00	0.00	0.00				
SW5.1989.400	GRANTS WRITER..	0.00	0.00	0.00	0.00	0.00				
SW5.1990.400	CONTINGENCY..	0.00	0.00	0.00	0.00	0.00				
SW5.8310.100	WAGES..	11,820.00	12,524.00	12,813.00	12,813.00	12,813.00	13,173.00	13,173.00	13,240.00	3.33%
SW5.8310.101	OVERTIME WAGES..	1,399.00	1,467.00	1,493.00	1,493.00	1,493.00	1,536.00	1,536.00	1,536.00	2.88%
SW5.8310.102	BOOKKEEPER SALARY..	1,950.00	1,950.00	1,950.00	1,950.00	1,950.00	1,950.00	1,950.00	1,950.00	
SW5.8310.200	COMPUTER EQUIPMENT..	0.00	0.00	100.00	100.00	0.00	100.00	100.00	100.00	
SW5.8310.201	RADIO METER READING EQUIP....	0.00	0.00	0.00	0.00	0.00				
SW5.8310.402	AUDITOR..	1,250.00	1,250.00	1,250.00	1,250.00	1,250.00	1,250.00	1,250.00	1,250.00	
SW5.8310.403	OFFICE SUPPLIES-FORMS..	0.00	0.00	75.00	75.00	0.00	75.00	75.00	75.00	
SW5.8310.404	POSTAGE..	206.60	222.08	300.00	300.00	0.00	300.00	300.00	300.00	
SW5.8310.406	TELEPHONE..	0.00	0.00	0.00	0.00	0.00				
SW5.8310.412	RENT..	100.00	100.00	100.00	100.00	100.00	100.00	100.00	100.00	
SW5.8310.437	SCHOOLS..	100.00	0.00	100.00	100.00	0.00	100.00	100.00	100.00	
SW5.8320.250	METERS & HYDRANTS..	0.00	38,926.50	4,000.00	4,000.00	935.27	4,000.00	4,000.00	4,000.00	
SW5.8320.400	ENGINEERING SERVICES..	0.00	0.00	500.00	500.00	0.00	500.00	500.00	500.00	
SW5.8320.407	ELECTRIC..	0.00	0.00	0.00	0.00	0.00				
SW5.8320.408	HEAT..	0.00	0.00	0.00	0.00	0.00				
SW5.8320.409	REPAIRS & SUPPLIES..	0.00	0.00	2,500.00	2,500.00	0.00	2,500.00	2,500.00	2,500.00	
SW5.8320.413	EQUIPMENT RENTAL..	0.00	0.00	0.00	0.00	0.00				
SW5.8320.423	SUPPLIES & TOOLS..	0.00	0.00	100.00	100.00	102.76	100.00	100.00	100.00	
SW5.8320.430	UNIFORM RENTAL & CLEANING..	175.00	175.00	175.00	175.00	0.00	175.00	175.00	175.00	
SW5.8320.454	MAINTENANCE..	21.00	77.95	500.00	500.00	0.00	500.00	500.00	500.00	

TOWN OF ULSTER

Budget Preparation Report

Fiscal Year: 2022 Period From: 1 To: 12

Account	Description	2019 Actual	2020 Actual	Original 2021 Budget	Adjusted 2021 Budget	2021 Actual Per 1-12	2022 TENT Stage	2022 PRELIM Stage	2022 ADOPT Stage	Variance To ADOPT Stage
Type E	Expense									
SW5.8320.455	WATER COST..	47,063.87	45,076.46	58,100.00	58,100.00	39,864.76	59,843.00	59,843.00	59,843.00	3.00%
SW5.8330.200	EQUIPMENT..	273.00	672.00	700.00	700.00	0.00	700.00	700.00	700.00	
SW5.8330.400	EQUIPMENT RESERVE..	0.00	0.00	0.00	0.00	0.00				
SW5.8330.401	LAB TESTING..	512.13	525.00	700.00	700.00	465.00	700.00	700.00	700.00	
SW5.8330.430	UNIFORMS..	75.00	100.00	100.00	100.00	0.00	100.00	100.00	100.00	
SW5.8330.451	CHEMICALS..	0.00	0.00	0.00	0.00	0.00				
SW5.8330.452	SALT..	0.00	0.00	0.00	0.00	0.00				
SW5.8330.453	REDEVELOP WELLS..	0.00	0.00	0.00	0.00	0.00				
SW5.8330.458	DEC PERMIT..	0.00	0.00	0.00	0.00	0.00				
SW5.8340.200	TRUCK..	3,200.00	0.00	10,000.00	10,000.00	0.00	10,000.00	10,000.00	10,000.00	
SW5.8340.420	GAS & OIL..	1,000.00	1,000.00	1,000.00	1,000.00	1,000.00	1,000.00	1,000.00	1,000.00	
SW5.8340.421	VEHICLE MAINTENANCE..	300.00	300.00	300.00	300.00	300.00	300.00	300.00	300.00	
SW5.9010.800	STATE RETIREMENT..	2,176.00	2,105.00	2,486.00	2,486.00	2,292.00	1,855.00	1,855.00	1,860.00	-25.18%
SW5.9030.800	SOCIAL SECURITY..	1,314.18	1,220.00	1,245.00	1,245.00	1,245.00	1,275.00	1,275.00	1,280.00	2.81%
SW5.9040.800	WORKERS COMPENSATION..	579.88	702.37	666.00	666.00	649.90	670.00	670.00	672.00	0.90%
SW5.9050.800	UNEMPLOYMENT INSURANCE..	0.00	0.00	0.00	0.00	0.00				
SW5.9055.800	DISABILITY INSURANCE..	37.00	0.00	37.00	37.00	0.00	37.00	37.00	37.00	
SW5.9060.800	HOSPITAL & DENTAL INSURANCE..	5,436.00	5,675.00	5,717.00	5,717.00	5,717.00	5,923.00	5,923.00	6,039.00	5.63%
SW5.9070.800	MEDICARE REIMBURSEMENT..	0.00	0.00	0.00	0.00	0.00				
SW5.9080.800	EMPLOYEE BENEFIT LIABILITY..	0.00	0.00	325.00	325.00	0.00	325.00	325.00	325.00	
SW5.9710.600	SERIAL BOND/PRIN..	37,000.00	37,000.00	38,000.00	38,000.00	38,000.00	39,000.00	39,000.00	39,000.00	2.63%
SW5.9710.700	SERIAL BOND/INTEREST..	25,745.00	25,005.00	24,232.00	24,232.00	24,231.25	23,389.00	23,389.00	23,389.00	-3.48%
SW5.9730.600	B.A. NOTE/PRIN..	0.00	0.00	0.00	0.00	0.00				
SW5.9730.700	B.A. NOTE/INT...	0.00	0.00	0.00	0.00	0.00				
Total Type E	Expense	142,649.58	177,037.40	171,387.00	171,387.00	133,419.81	173,299.00	173,299.00	173,494.00	1.23%

Date Prepared: 11/14/2021 11:56 AM

Report Date: 11/14/2021

Account Table:

Alt. Sort Table:

TOWN OF ULSTER Budget Preparation Report

Fiscal Year: 2022 Period From: 1 To: 12

BUD4011 1.0

Page 4 of 4

Prepared By: JEQ3

Account	Description	2019	2020	Original	Adjusted	2021	2022	2022	2022	Variance To
		Actual	Actual	2021 Budget	2021 Budget	Actual Per 1-12	TENT Stage	PRELIM Stage	ADOPT Stage	ADOPT Stage
Grand Total		(11,709.27)	22,745.29	0.00	0.00	(17,143.07)	0.00	0.00	0.00	

Budget Preparation Report Parameters

Report ID:	ADOPT 2022	3 Stage Only:	Yes	Print Saved Report Description:	No
Version Code:	GLENERIE WATER	Year:	2022	Print Summary Page:	No
Period:	1	To:	12		
Column 1 Stage:	TENT	Column 2 Stage:	PRELIM		
Column 3 Stage:	ADOPT	Column 4 Stage:	ADOPT		
Variance:	Original Budget	Against:	Column 3 Stage		
Memo Date:		To:		Use Alt Fund:	No
Description:	Display	Acct Status:	Active	Exclude Revenue Brackets:	No
Summary Only:	No	Column:	None	Grand Totals on Separate Page:	No
Spacing:	Single	Prior Yr Orig Budget:	GL Posted	Display Rank:	Yes
Print:	Blanks	Print Detail: No	Include Accts From Version Only: Yes	Suppress Zero Accts:	No

Account Table:

Alt. Sort Table:

Sort:	Sort	Subtotal	Page Break	Subheading
1	Type	Yes	Yes	Yes

Print Display Description: No

TOWN OF ULSTER

Budget Preparation Report

Fiscal Year: 2022 Period From: 1 To: 12

Account	Description	2019 Actual	2020 Actual	Original 2021 Budget	Adjusted 2021 Budget	2021 Actual Per 1-12	2022 TENT Stage	2022 PRELIM Stage	2022 ADOPT Stage	Variance To ADOPT Stage
Type R	Revenue									
SW6.1001	REAL PROPERTY TAXES	139,474.00	143,988.00	143,100.00	143,100.00	143,100.00	142,900.00	142,900.00	142,900.00	-0.14%
SW6.1081	OTH PYMTS - LIEU OF TAXES	0.00	0.00	0.00	0.00	0.00				
SW6.2140	METERED WATER SALES	36,928.48	40,087.60	35,000.00	35,000.00	31,102.19	36,050.00	36,050.00	36,050.00	3.00%
SW6.2144	WATER SERVICE CHARGES	800.00	650.00	0.00	0.00	2,900.00				
SW6.2148	INT & PENALTIES ON WATER ACCOUNTS	1,791.86	2,071.79	1,600.00	1,600.00	2,175.18	1,600.00	1,600.00	1,600.00	
SW6.2401	INTEREST & EARNINGS	429.27	446.83	200.00	200.00	75.12	125.00	125.00	125.00	-37.50%
SW6.2414	RENTAL OF EQUIPMENT	0.00	0.00	0.00	0.00	0.00				
SW6.2650	SALE OF SCRAP & MATERIAL	0.00	0.00	0.00	0.00	0.00				
SW6.2665	SALE OF EQUIPMENT	412.53	0.00	0.00	0.00	969.85				
SW6.2680	INSURANCE RECOVERIES	0.00	0.00	0.00	0.00	0.00				
SW6.2683	SELF INSURANCE RECOVERIES	0.00	0.00	0.00	0.00	0.00				
SW6.2701	REFUNDS OF PRIOR YEARS EXPEND.	0.00	0.00	0.00	0.00	0.00				
SW6.2710	PREMIUM ON OBLIGATIONS	0.00	0.00	0.00	0.00	0.00				
SW6.2770	MISCELLANEOUS REVENUES	0.00	0.00	0.00	0.00	0.00				
SW6.5031	INTERFUND TRANSFERS	0.00	0.00	0.00	0.00	0.00				
SW6.5110	APPROPRIATED RESERVE	0.00	0.00	0.00	0.00	0.00				
SW6.5990	APPROPRIATED FUND BALANCE	0.00	0.00	3,224.00	3,224.00	0.00	5,157.00	5,157.00	5,247.00	62.75%
Total Type R	Revenue	(179,836.14)	(187,244.22)	(183,124.00)	(183,124.00)	(180,322.34)	(185,832.00)	(185,832.00)	(185,922.00)	1.53%

TOWN OF ULSTER

Budget Preparation Report

Fiscal Year: 2022 Period From: 1 To: 12

Account	Description	2019 Actual	2020 Actual	Original 2021 Budget	Adjusted 2021 Budget	2021 Actual Per 1-12	2022 TENT Stage	2022 PRELIM Stage	2022 ADOPT Stage	Variance To ADOPT Stage
Type E	Expense									
SW6.1380.400	PAYING AGENT..	0.00	0.00	0.00	0.00	0.00				
SW6.1420.400	LEGAL SERVICES..	0.00	0.00	0.00	0.00	0.00				
SW6.1910.400	UNALLOCATED INSURANCE..	915.92	964.04	1,833.00	1,833.00	1,010.87	1,833.00	1,833.00	1,833.00	
SW6.1930.400	JUDGEMENTS & CLAIMS..	0.00	0.00	0.00	0.00	0.00				
SW6.1950.400	TAXES & ASSESSMENTS..	0.00	0.00	0.00	0.00	0.00				
SW6.1989.400	GRANTS WRITER..	0.00	0.00	0.00	0.00	0.00				
SW6.1990.400	CONTINGENCY..	0.00	0.00	0.00	0.00	0.00				
SW6.8310.100	WAGES..	5,456.00	5,780.00	5,914.00	5,914.00	5,914.00	6,080.00	6,080.00	6,111.00	3.33%
SW6.8310.101	OVERTIME WAGES..	646.00	677.00	689.00	689.00	689.00	709.00	709.00	709.00	2.90%
SW6.8310.102	BOOKKEEPER SALARY..	1,950.00	1,950.00	1,950.00	1,950.00	1,950.00	1,950.00	1,950.00	1,950.00	
SW6.8310.200	COMPUTER EQUIPMENT..	0.00	0.00	150.00	150.00	0.00	150.00	150.00	150.00	
SW6.8310.201	RADIO METER READING EQUIP....	0.00	0.00	1,000.00	1,000.00	0.00	1,000.00	1,000.00	1,000.00	
SW6.8310.402	AUDITOR..	1,250.00	1,250.00	1,250.00	1,250.00	1,250.00	1,250.00	1,250.00	1,250.00	
SW6.8310.403	OFFICE SUPPLIES-FORMS..	0.00	0.00	75.00	75.00	0.00	75.00	75.00	75.00	
SW6.8310.404	POSTAGE..	351.20	359.52	385.00	385.00	0.00	385.00	385.00	385.00	
SW6.8310.406	TELEPHONE..	0.00	0.00	0.00	0.00	0.00				
SW6.8310.412	RENT..	100.00	100.00	100.00	100.00	100.00	100.00	100.00	100.00	
SW6.8310.437	SCHOOLS..	50.00	0.00	100.00	100.00	0.00	100.00	100.00	100.00	
SW6.8320.250	METERS & HYDRANTS..	223.00	0.00	4,000.00	4,000.00	0.00	4,000.00	4,000.00	4,000.00	
SW6.8320.400	ENGINEERING SERVICES..	0.00	0.00	0.00	0.00	0.00				
SW6.8320.407	ELECTRIC..	1,964.91	2,068.44	2,500.00	2,500.00	1,854.41	2,500.00	2,500.00	2,500.00	
SW6.8320.408	HEAT..	0.00	0.00	0.00	0.00	0.00				
SW6.8320.409	REPAIRS & SUPPLIES..	0.00	255.51	750.00	750.00	0.00	750.00	750.00	750.00	
SW6.8320.413	EQUIPMENT RENTAL..	0.00	0.00	0.00	0.00	0.00				
SW6.8320.423	SUPPLIES & TOOLS..	0.00	0.00	100.00	100.00	102.76	100.00	100.00	100.00	
SW6.8320.430	UNIFORM RENTAL & CLEANING..	200.00	200.00	200.00	200.00	0.00	200.00	200.00	200.00	
SW6.8320.454	MAINTENANCE..	0.00	0.00	500.00	500.00	457.67	500.00	500.00	500.00	

TOWN OF ULSTER

Budget Preparation Report

Fiscal Year: 2022 Period From: 1 To: 12

Account	Description	2019 Actual	2020 Actual	Original 2021 Budget	Adjusted 2021 Budget	2021 Actual Per 1-12	2022 TENT Stage	2022 PRELIM Stage	2022 ADOPT Stage	Variance To ADOPT Stage
Type E	Expense									
SW6.8320.455	WATER COST..	29,236.42	29,865.39	33,450.00	33,450.00	22,241.38	34,454.00	34,454.00	34,454.00	3.00%
SW6.8330.200	EQUIPMENT..	273.00	672.00	6,000.00	6,000.00	10,620.00	6,000.00	6,000.00	6,000.00	
SW6.8330.400	EQUIPMENT RESERVE..	0.00	0.00	0.00	0.00	0.00				
SW6.8330.401	LAB TESTING..	1,408.52	1,387.13	1,200.00	1,200.00	1,075.00	1,200.00	1,200.00	1,200.00	
SW6.8330.430	UNIFORMS..	75.00	100.00	100.00	100.00	0.00	100.00	100.00	100.00	
SW6.8330.451	CHEMICALS..	335.20	326.30	400.00	400.00	356.00	400.00	400.00	400.00	
SW6.8330.452	SALT..	0.00	0.00	0.00	0.00	0.00				
SW6.8330.453	REDEVELOP WELLS..	0.00	0.00	0.00	0.00	0.00				
SW6.8330.458	DEC PERMIT..	0.00	0.00	0.00	0.00	0.00				
SW6.8340.200	TRUCK..	1,200.00	0.00	10,000.00	10,000.00	0.00	10,000.00	10,000.00	10,000.00	
SW6.8340.420	GAS & OIL..	800.00	800.00	800.00	800.00	800.00	800.00	800.00	800.00	
SW6.8340.421	VEHICLE MAINTENANCE..	150.00	150.00	150.00	150.00	150.00	150.00	150.00	150.00	
SW6.9010.800	STATE RETIREMENT..	1,005.00	971.00	1,148.00	1,148.00	1,057.00	856.00	856.00	858.00	-25.26%
SW6.9030.800	SOCIAL SECURITY..	766.18	644.00	656.00	656.00	656.00	669.00	669.00	672.00	2.44%
SW6.9040.800	WORKERS COMPENSATION..	267.68	324.15	308.00	308.00	299.97	309.00	309.00	310.00	0.65%
SW6.9050.800	UNEMPLOYMENT INSURANCE..	0.00	0.00	0.00	0.00	0.00				
SW6.9055.800	DISABILITY INSURANCE..	37.00	0.00	37.00	37.00	0.00	37.00	37.00	37.00	
SW6.9060.800	HOSPITAL & DENTAL INSURANCE..	2,509.00	2,619.00	2,639.00	2,639.00	2,639.00	2,734.00	2,734.00	2,787.00	5.61%
SW6.9070.800	MEDICARE REIMBURSEMENT..	0.00	0.00	0.00	0.00	0.00				
SW6.9080.800	EMPLOYEE BENEFIT LIABILITY..	0.00	0.00	150.00	150.00	0.00	150.00	150.00	150.00	
SW6.9710.600	SERIAL BOND/PRIN..	56,000.00	55,000.00	55,000.00	55,000.00	55,000.00	59,000.00	59,000.00	59,000.00	7.27%
SW6.9710.700	SERIAL BOND/INTEREST..	50,782.50	49,672.50	49,590.00	49,590.00	48,538.13	47,291.00	47,291.00	47,291.00	-4.64%
SW6.9730.600	B.A. NOTE/PRIN..	0.00	0.00	0.00	0.00	0.00				
SW6.9730.700	B.A. NOTE/INT...	0.00	0.00	0.00	0.00	0.00				
SW6.9950.900	TRANSFER - CAPITAL PROJECT	0.00	0.00	0.00	0.00	0.00				
Total Type E	Expense	157,952.53	156,135.98	183,124.00	183,124.00	156,761.19	185,832.00	185,832.00	185,922.00	1.53%

TOWN OF ULSTER Budget Preparation Report

Fiscal Year: 2022 Period From: 1 To: 12

Account	Description	2019	2020	Original	Adjusted	2021	2022	2022	2022	Variance To
		Actual	Actual	2021 Budget	2021 Budget	Actual Per 1-12	TENT Stage	PRELIM Stage	ADOPT Stage	ADOPT Stage
Type E	Expense									
Grand Total		(21,883.61)	(31,108.24)	0.00	0.00	(23,561.15)	0.00	0.00	0.00	

Budget Preparation Report Parameters

Report ID:	ADOPT 2022	3 Stage Only:	Yes	Print Saved Report Description:	No
Version Code:	E. KING. WATER	Year:	2022	Print Summary Page:	No
Period:	1	To:	12		
Column 1 Stage:	TENT	Column 2 Stage:	PRELIM		
Column 3 Stage:	ADOPT	Column 4 Stage:	ADOPT		
Variance:	Original Budget	Against:	Column 3 Stage		
Memo Date:		To:		Use Alt Fund:	No
Description:	Display	Acct Status:	Active	Exclude Revenue Brackets:	No
Summary Only:	No	Column:	None	Grand Totals on Separate Page:	No
Spacing:	Single	Prior Yr Orig Budget:	GL Posted	Display Rank:	Yes
Print:	Blanks	Print Detail: No	Include Accts From Version Only: Yes	Suppress Zero Accts:	No

Account Table:

Alt. Sort Table:

Sort:	Sort	Subtotal	Page Break	Subheading
1	Type	Yes	Yes	Yes

Print Display Description: No

TOWN OF ULSTER

Budget Preparation Report

Fiscal Year: 2022 Period From: 1 To: 12

Account	Description	2019	2020	Original	Adjusted	2021	2022	2022	2022	Variance To
		Actual	Actual	2021 Budget	2021 Budget	Actual Per 1-12	TENT Stage	PRELIM Stage	ADOPT Stage	
Type R	Revenue									
SW7.1001	REAL PROPERTY TAXES	71,268.00	73,576.00	68,735.00	68,735.00	68,735.00	68,000.00	68,000.00	68,000.00	-1.07%
SW7.1081	OTH PYMTS - LIEU OF TAXES	0.00	0.00	0.00	0.00	0.00				
SW7.2140	METERED WATER SALES	17,821.16	19,240.51	19,000.00	19,000.00	15,491.14	19,570.00	19,570.00	19,570.00	3.00%
SW7.2144	WATER SERVICE CHARGES	521.80	150.00	150.00	150.00	0.00	150.00	150.00	150.00	
SW7.2148	INT & PENALTIES ON WATER ACCOUNTS	970.69	1,008.41	900.00	900.00	1,046.84	900.00	900.00	900.00	
SW7.2401	INTEREST & EARNINGS	350.59	305.87	100.00	100.00	48.90	75.00	75.00	75.00	-25.00%
SW7.2414	RENTAL OF EQUIPMENT	0.00	0.00	0.00	0.00	0.00				
SW7.2650	SALE OF SCRAP & MATERIAL	0.00	0.00	0.00	0.00	0.00				
SW7.2665	SALE OF EQUIPMENT	0.00	0.00	0.00	0.00	680.10				
SW7.2680	INSURANCE RECOVERIES	0.00	0.00	0.00	0.00	0.00				
SW7.2683	SELF INSURANCE RECOVERIES	0.00	0.00	0.00	0.00	0.00				
SW7.2701	REFUNDS OF PRIOR YEARS EXPEND.	0.00	0.00	0.00	0.00	0.00				
SW7.2710	PREMIUM ON OBLIGATIONS	0.00	0.00	0.00	0.00	0.00				
SW7.2770	MISCELLANEOUS REVENUES	0.00	0.00	0.00	0.00	0.00				
SW7.5031	INTERFUND TRANSFERS	0.00	0.00	0.00	0.00	0.00				
SW7.5110	APPROPRIATED RESERVE	0.00	0.00	0.00	0.00	0.00				
SW7.5990	APPROPRIATED FUND BALANCE	0.00	0.00	8,150.00	8,150.00	0.00	9,309.00	9,309.00	9,399.00	15.33%
Total Type R	Revenue	(90,932.24)	(94,280.79)	(97,035.00)	(97,035.00)	(86,001.98)	(98,004.00)	(98,004.00)	(98,094.00)	1.09%

TOWN OF ULSTER

Budget Preparation Report

Fiscal Year: 2022 Period From: 1 To: 12

Account	Description	2019 Actual	2020 Actual	Original 2021 Budget	Adjusted 2021 Budget	2021 Actual Per 1-12	2022 TENT Stage	2022 PRELIM Stage	2022 ADOPT Stage	Variance To ADOPT Stage
Type E	Expense									
SW7.1380.400	PAYING AGENT..	0.00	0.00	0.00	0.00	0.00				
SW7.1420.400	LEGAL SERVICES..	0.00	0.00	0.00	0.00	0.00				
SW7.1910.400	UNALLOCATED INSURANCE..	915.91	964.04	1,833.00	1,833.00	1,010.87	1,833.00	1,833.00	1,833.00	
SW7.1930.400	JUDGEMENTS & CLAIMS..	0.00	0.00	0.00	0.00	0.00				
SW7.1950.400	TAXES & ASSESSMENTS..	0.00	0.00	0.00	0.00	0.00				
SW7.1989.400	GRANTS WRITER..	0.00	0.00	0.00	0.00	0.00				
SW7.1990.400	CONTINGENCY..	0.00	0.00	0.00	0.00	0.00				
SW7.8310.100	WAGES..	5,456.00	5,780.00	5,914.00	5,914.00	5,914.00	6,080.00	6,080.00	6,111.00	3.33%
SW7.8310.101	OVERTIME WAGES..	646.00	677.00	689.00	689.00	689.00	709.00	709.00	709.00	2.90%
SW7.8310.102	BOOKKEEPER SALARY..	1,900.00	1,900.00	1,900.00	1,900.00	1,900.00	1,900.00	1,900.00	1,900.00	
SW7.8310.200	COMPUTER EQUIPMENT..	0.00	0.00	0.00	0.00	0.00				
SW7.8310.201	RADIO METER READING EQUIP....	0.00	0.00	0.00	0.00	0.00				
SW7.8310.402	AUDITOR..	1,250.00	1,250.00	1,250.00	1,250.00	1,250.00	1,250.00	1,250.00	1,250.00	
SW7.8310.403	OFFICE SUPPLIES-FORMS..	0.00	0.00	75.00	75.00	0.00	75.00	75.00	75.00	
SW7.8310.404	POSTAGE..	169.84	178.72	200.00	200.00	0.00	200.00	200.00	200.00	
SW7.8310.406	TELEPHONE..	0.00	0.00	0.00	0.00	0.00				
SW7.8310.412	RENT..	100.00	100.00	100.00	100.00	100.00	100.00	100.00	100.00	
SW7.8310.437	SCHOOLS..	0.00	0.00	50.00	50.00	0.00	50.00	50.00	50.00	
SW7.8320.250	METERS & HYDRANTS..	0.00	0.00	3,500.00	3,500.00	0.00	3,500.00	3,500.00	3,500.00	
SW7.8320.400	ENGINEERING SERVICES..	0.00	0.00	0.00	0.00	0.00				
SW7.8320.407	ELECTRIC..	0.00	0.00	0.00	0.00	0.00				
SW7.8320.408	HEAT..	0.00	0.00	0.00	0.00	0.00				
SW7.8320.409	REPAIRS & SUPPLIES..	0.00	283.15	1,500.00	1,500.00	377.98	1,500.00	1,500.00	1,500.00	
SW7.8320.413	EQUIPMENT RENTAL..	0.00	0.00	0.00	0.00	0.00				
SW7.8320.423	SUPPLIES & TOOLS..	0.00	0.00	225.00	225.00	102.76	225.00	225.00	225.00	
SW7.8320.430	UNIFORM RENTAL & CLEANING..	125.00	125.00	125.00	125.00	0.00	125.00	125.00	125.00	
SW7.8320.454	MAINTENANCE..	0.00	0.00	300.00	300.00	0.00	300.00	300.00	300.00	

TOWN OF ULSTER

Budget Preparation Report

Fiscal Year: 2022 Period From: 1 To: 12

Account	Description	2019 Actual	2020 Actual	Original 2021 Budget	Adjusted 2021 Budget	2021 Actual Per 1-12	2022 TENT Stage	2022 PRELIM Stage	2022 ADOPT Stage	Variance To ADOPT Stage
Type E	Expense									
SW7.8320.455	WATER COST..	15,036.99	15,422.94	16,000.00	16,000.00	12,976.34	16,480.00	16,480.00	16,480.00	3.00%
SW7.8330.200	EQUIPMENT..	273.00	672.00	500.00	500.00	0.00	500.00	500.00	500.00	
SW7.8330.400	EQUIPMENT RESERVE..	0.00	0.00	0.00	0.00	0.00				
SW7.8330.401	LAB TESTING..	532.13	725.00	680.00	680.00	505.00	680.00	680.00	680.00	
SW7.8330.430	UNIFORMS..	0.00	100.00	100.00	100.00	0.00	100.00	100.00	100.00	
SW7.8330.451	CHEMICALS..	83.80	52.10	200.00	200.00	87.20	200.00	200.00	200.00	
SW7.8330.452	SALT..	0.00	0.00	0.00	0.00	0.00				
SW7.8330.453	REDEVELOP WELLS..	0.00	0.00	0.00	0.00	0.00				
SW7.8330.458	DEC PERMIT..	0.00	0.00	0.00	0.00	0.00				
SW7.8340.200	TRUCK..	1,200.00	0.00	10,000.00	10,000.00	0.00	10,000.00	10,000.00	10,000.00	
SW7.8340.420	GAS & OIL..	650.00	650.00	650.00	650.00	650.00	650.00	650.00	650.00	
SW7.8340.421	VEHICLE MAINTENANCE..	175.00	175.00	175.00	175.00	175.00	175.00	175.00	175.00	
SW7.9010.800	STATE RETIREMENT..	1,005.00	971.00	1,148.00	1,148.00	1,057.00	856.00	856.00	858.00	-25.26%
SW7.9030.800	SOCIAL SECURITY..	758.35	640.00	651.00	651.00	651.00	664.00	664.00	667.00	2.46%
SW7.9040.800	WORKERS COMPENSATION..	267.68	324.15	308.00	308.00	299.97	309.00	309.00	310.00	0.65%
SW7.9050.800	UNEMPLOYMENT INSURANCE..	0.00	0.00	0.00	0.00	0.00				
SW7.9055.800	DISABILITY INSURANCE..	37.00	0.00	37.00	37.00	0.00	37.00	37.00	37.00	
SW7.9060.800	HOSPITAL & DENTAL INSURANCE..	2,509.00	2,619.00	2,639.00	2,639.00	2,639.00	2,734.00	2,734.00	2,787.00	5.61%
SW7.9070.800	MEDICARE REIMBURSEMENT..	0.00	0.00	0.00	0.00	0.00				
SW7.9080.800	EMPLOYEE BENEFIT LIABILITY..	0.00	0.00	150.00	150.00	0.00	150.00	150.00	150.00	
SW7.9710.600	SERIAL BOND/PRIN..	24,000.00	27,000.00	23,000.00	23,000.00	23,000.00	24,000.00	24,000.00	24,000.00	4.35%
SW7.9710.700	SERIAL BOND/INTEREST..	24,160.00	23,650.00	23,136.00	23,136.00	23,135.63	22,622.00	22,622.00	22,622.00	-2.22%
SW7.9730.600	B.A. NOTE/PRIN..	0.00	0.00	0.00	0.00	0.00				
SW7.9730.700	B.A. NOTE/INT...	0.00	0.00	0.00	0.00	0.00				
Total Type E	Expense	81,250.70	84,259.10	97,035.00	97,035.00	76,520.75	98,004.00	98,004.00	98,094.00	1.09%

Date Prepared: 11/14/2021 12:01 PM

Report Date: 11/14/2021

Account Table:

Alt. Sort Table:

TOWN OF ULSTER Budget Preparation Report

Fiscal Year: 2022 Period From: 1 To: 12

BUD4011 1.0

Page 4 of 4

Prepared By: JEQ3

Account	Description	2019	2020	Original	Adjusted	2021	2022	2022	2022	Variance To
		Actual	Actual	2021 Budget	2021 Budget	Actual Per 1-12	TENT Stage	PRELIM Stage	ADOPT Stage	ADOPT Stage
Grand Total		(9,681.54)	(10,021.69)	0.00	0.00	(9,481.23)	0.00	0.00	0.00	

Budget Preparation Report Parameters

Report ID:	ADOPT 2022	3 Stage Only:	Yes	Print Saved Report Description:	No
Version Code:	WHITTIER SEWER	Year:	2022	Print Summary Page:	No
Period:	1	To:	12		
Column 1 Stage:	TENT	Column 2 Stage:	PRELIM		
Column 3 Stage:	ADOPT	Column 4 Stage:	ADOPT		
Variance:	Original Budget	Against:	Column 3 Stage		
Memo Date:		To:		Use Alt Fund:	No
Description:	Display	Acct Status:	Active	Exclude Revenue Brackets:	No
Summary Only:	No	Column:	None	Grand Totals on Separate Page:	No
Spacing:	Single	Prior Yr Orig Budget:	GL Posted	Display Rank:	Yes
Print:	Blanks	Print Detail: No	Include Accts From Version Only: Yes	Suppress Zero Accts:	No

Account Table:

Alt. Sort Table:

Sort:	Sort	Subtotal	Page Break	Subheading
1	Type	Yes	Yes	Yes

Print Display Description: No

TOWN OF ULSTER

Budget Preparation Report

Fiscal Year: 2022 Period From: 1 To: 12

Account	Description	2019	2020	Original	Adjusted	2021	2022	2022	2022	Variance To
		Actual	Actual	2021 Budget	2021 Budget	Actual Per 1-12	TENT Stage	PRELIM Stage	ADOPT Stage	
Type R	Revenue									
SS1.1001	REAL PROPERTY TAXES	156,568.00	161,373.00	161,370.00	161,370.00	161,370.00	161,122.00	161,122.00	161,122.00	-0.15%
SS1.1081	OTHER PYMTS - LIEU OF TAXES	0.00	0.00	0.00	0.00	0.00				
SS1.1289	OTHER GEN. DEPT INCOME	0.00	0.00	0.00	0.00	0.00				
SS1.2120	SEWER RENTS	0.00	0.00	0.00	0.00	0.00				
SS1.2122	SEWER CHARGES	1,560.00	1,622.40	1,650.00	1,650.00	2,586.09	1,683.00	1,683.00	1,683.00	2.00%
SS1.2128	INTEREST & EARNINGS SEWER ACCT	0.00	0.00	0.00	0.00	0.00				
SS1.2401	INTEREST & EARNINGS	646.04	793.69	300.00	300.00	124.53	200.00	200.00	200.00	-33.33%
SS1.2414	RENTAL OF EQUIPMENT	0.00	0.00	0.00	0.00	0.00				
SS1.2650	SALE OF SCRAP & MATERIAL	0.00	0.00	0.00	0.00	0.00				
SS1.2665	SALE OF EQUIPMENT	0.00	0.00	0.00	0.00	0.00				
SS1.2680	INSURANCE RECOVERIES	0.00	0.00	0.00	0.00	0.00				
SS1.2683	SELF INSURANCE RECOVERIES	0.00	0.00	0.00	0.00	0.00				
SS1.2690	OTHER COMPENSATION FOR LOSS	0.00	0.00	0.00	0.00	0.00				
SS1.2701	REFUNDS PRIOR YRS EXPEND.	0.00	0.00	0.00	0.00	0.00				
SS1.2710	PREMIUM ON OBLIGATION	0.00	0.00	0.00	0.00	0.00				
SS1.2770	MISCELLANEOUS REVENUES	0.00	0.00	0.00	0.00	0.00				
SS1.4960	FED,AID,EMERGENCY DISASTER ASSISTANCE	0.00	0.00	0.00	0.00	0.00				
SS1.5031	INTERFUND TRANSFERS	0.00	0.00	0.00	0.00	0.00				
SS1.5110	APPROPRIATED RESERVE	0.00	0.00	0.00	0.00	0.00				
SS1.5799	ESTIMATED PROCEEDS OF OBLIGATIONS	0.00	0.00	0.00	0.00	0.00				
SS1.5990	APPROPRIATED FUND BALANCE	0.00	0.00	10,355.00	10,355.00	0.00	1,614.00	1,614.00	1,968.00	-80.99%
Total Type R	Revenue	(158,774.04)	(163,789.09)	(173,675.00)	(173,675.00)	(164,080.62)	(164,619.00)	(164,619.00)	(164,973.00)	-5.01%

TOWN OF ULSTER

Budget Preparation Report

Fiscal Year: 2022 Period From: 1 To: 12

Account	Description	2019 Actual	2020 Actual	Original 2021 Budget	Adjusted 2021 Budget	2021 Actual Per 1-12	2022 TENT Stage	2022 PRELIM Stage	2022 ADOPT Stage	Variance To ADOPT Stage
Type E	Expense									
SS1.1380.400	ADMINISTRATIVE FEES..	0.00	0.00	0.00	0.00	0.00				
SS1.1420.400	LEGAL SERVICES..	0.00	0.00	0.00	0.00	0.00				
SS1.1440.400	ENGINEERING SERVICES..	0.00	0.00	0.00	0.00	0.00				
SS1.1910.400	UNALLOCATED INSURANCE..	1,130.70	1,190.23	1,600.00	1,600.00	1,248.32	1,600.00	1,600.00	1,600.00	
SS1.1930.400	JUDGEMENTS & CLAIMS..	0.00	0.00	0.00	0.00	0.00				
SS1.1989.400	GRANT WRITER..	0.00	0.00	0.00	0.00	0.00				
SS1.1990.400	CONTINGENCY..	0.00	0.00	0.00	0.00	0.00				
SS1.1990.481	SEWER RENT-CITY OF KINGSTON..	0.00	0.00	0.00	0.00	0.00				
SS1.8110.100	WAGES..	45,473.00	48,456.00	50,004.00	50,004.00	50,004.00	45,365.00	45,365.00	45,551.00	-8.91%
SS1.8110.101	OVERTIME WAGES..	4,244.00	4,451.00	4,528.00	4,528.00	4,528.00	4,658.00	4,658.00	4,658.00	2.87%
SS1.8110.102	BOOKKEEPER SALARY..	1,900.00	1,900.00	1,900.00	1,900.00	1,900.00	1,900.00	1,900.00	1,900.00	
SS1.8110.200	SAFETY EQUIPMENT..	0.00	45.00	0.00	0.00	57.00	2,000.00	2,000.00	2,000.00	100.00%
SS1.8110.401	LEGAL CONSULTANT..	0.00	0.00	0.00	0.00	0.00				
SS1.8110.402	AUDITOR..	2,000.00	2,000.00	2,000.00	2,000.00	2,000.00	2,000.00	2,000.00	2,000.00	
SS1.8110.403	OFFICE SUPPLIES..	0.00	0.00	200.00	200.00	0.00	200.00	200.00	200.00	
SS1.8110.404	POSTAGE..	0.00	0.00	125.00	125.00	0.00	125.00	125.00	125.00	
SS1.8110.406	TELEPHONE..	720.00	720.00	1,000.00	1,000.00	360.00	1,000.00	1,000.00	1,000.00	
SS1.8110.412	RENT..	200.00	200.00	200.00	200.00	200.00	200.00	200.00	200.00	
SS1.8110.437	SCHOOLS..	0.00	0.00	200.00	200.00	0.00	200.00	200.00	200.00	
SS1.8110.438	ENGINEER..	0.00	0.00	7,000.00	7,000.00	0.00	5,000.00	5,000.00	5,000.00	-28.57%
SS1.8110.453	LABORATORY EXPENSE..	1,200.00	1,200.00	1,300.00	1,300.00	1,549.81	1,300.00	1,300.00	1,300.00	
SS1.8130.200	EQUIPMENT..	0.00	0.00	11,000.00	11,000.00	0.00	11,000.00	11,000.00	11,000.00	
SS1.8130.201	TRUCK..	0.00	0.00	0.00	0.00	0.00				
SS1.8130.400	WELL & PUMP HOUSE..	0.00	0.00	0.00	0.00	0.00				
SS1.8130.401	FLOW MONITORING..	0.00	0.00	0.00	0.00	0.00				
SS1.8130.407	ELECTRIC..	11,220.26	10,327.93	14,350.00	14,350.00	7,538.51	14,350.00	14,350.00	14,350.00	
SS1.8130.408	HEAT..	0.00	0.00	0.00	0.00	0.00				

TOWN OF ULSTER

Budget Preparation Report

Fiscal Year: 2022 Period From: 1 To: 12

Account	Description	2019 Actual	2020 Actual	Original 2021 Budget	Adjusted 2021 Budget	2021 Actual Per 1-12	2022 TENT Stage	2022 PRELIM Stage	2022 ADOPT Stage	Variance To ADOPT Stage
Type E	Expense									
SS1.8130.409	REPAIRS & SUPPLIES..	1,066.43	1,214.76	20,000.00	20,000.00	2,392.19	20,000.00	20,000.00	20,000.00	
SS1.8130.420	GAS & OIL..	1,887.74	1,716.85	1,500.00	1,500.00	1,500.00	1,500.00	1,500.00	1,500.00	
SS1.8130.421	VEHICLE MAINTENANCE..	1,200.00	1,200.00	1,200.00	1,200.00	1,200.00	1,200.00	1,200.00	1,200.00	
SS1.8130.422	EQUIPMENT MAINTENANCE..	219.16	0.00	1,200.00	1,200.00	197.40	1,200.00	1,200.00	1,200.00	
SS1.8130.423	SEWER MAINS-REPAIR & MAINT..	0.00	0.00	7,000.00	7,000.00	0.00	7,000.00	7,000.00	7,000.00	
SS1.8130.424	PUMPING STATION..	0.00	0.00	0.00	0.00	0.00				
SS1.8130.430	UNIFORM RENTAL & CLEANING..	500.00	500.00	500.00	500.00	0.00	500.00	500.00	500.00	
SS1.8130.437	MEAL ALLOWANCE..	0.00	0.00	200.00	200.00	0.00	200.00	200.00	200.00	
SS1.8130.438	ENGINEER..	0.00	5,432.88	7,000.00	7,000.00	0.00	7,000.00	7,000.00	7,000.00	
SS1.8130.451	CHEMICALS..	121.09	1,172.31	1,400.00	1,400.00	84.43	1,400.00	1,400.00	1,400.00	
SS1.8130.454	MAINTENANCE..	376.63	395.00	1,000.00	1,000.00	1,362.35	1,000.00	1,000.00	1,000.00	
SS1.8130.455	SEWER RENTS-CITY OF KINGSTON..	0.00	0.00	0.00	0.00	0.00				
SS1.8130.456	SLUDGE REMOVAL..	2,445.84	2,430.89	4,000.00	4,000.00	2,411.60	4,000.00	4,000.00	4,000.00	
SS1.8130.458	DEC PERMITS..	425.00	425.00	500.00	500.00	425.00	500.00	500.00	500.00	
SS1.8760.400	EMERGENCY DISASTER WORK..	0.00	0.00	0.00	0.00	0.00				
SS1.9010.800	STATE RETIREMENT..	5,296.00	6,061.00	7,648.00	7,648.00	7,215.00	5,085.00	5,085.00	5,094.00	-33.39%
SS1.9030.800	SOCIAL SECURITY..	4,093.35	4,193.00	4,317.00	4,317.00	4,317.00	3,972.00	3,972.00	3,972.00	-7.99%
SS1.9040.800	WORKERS COMPENSATION..	2,180.92	2,656.00	2,536.00	2,536.00	2,477.32	2,276.00	2,276.00	2,285.00	-9.90%
SS1.9050.800	UNEMPLOYMENT INSURANCE..	0.00	0.00	0.00	0.00	0.00				
SS1.9055.800	DISABILITY INSURANCE..	125.00	0.00	125.00	125.00	0.00	125.00	125.00	125.00	
SS1.9060.800	HOSPITAL & DENTAL INSURANCE..	16,493.00	16,497.00	16,792.00	16,792.00	16,792.00	15,413.00	15,413.00	15,563.00	-7.32%
SS1.9070.800	MEDICARE REIMBURSEMENT..	0.00	0.00	0.00	0.00	0.00				
SS1.9080.800	EMPLOYEE BENEFIT LIABILITY..	1,350.00	0.00	1,350.00	1,350.00	0.00	1,350.00	1,350.00	1,350.00	
SS1.9710.600	SERIAL BOND/PRIN..	0.00	0.00	0.00	0.00	0.00				
SS1.9710.700	SERIAL BOND/INT..	0.00	0.00	0.00	0.00	0.00				

TOWN OF ULSTER

Budget Preparation Report

Fiscal Year: 2022 Period From: 1 To: 12

Account	Description	2019 Actual	2020 Actual	Original 2021 Budget	Adjusted 2021 Budget	2021 Actual Per 1-12	2022 TENT Stage	2022 PRELIM Stage	2022 ADOPT Stage	Variance To ADOPT Stage
Type E	Expense									
SS1.9730.600	B.A. NOTE/PRIN..	0.00	0.00	0.00	0.00	0.00				
SS1.9730.700	B.A. NOTE/INT..	0.00	0.00	0.00	0.00	0.00				
SS1.9901.900	TRANSFERS TO OTHER FUNDS.TRANSFERS	0.00	0.00	0.00	0.00	0.00				
SS1.9950.900	TRANSFER - CAPITAL PROJECT	0.00	0.00	0.00	0.00	0.00				
Total Type E	Expense	105,868.12	114,384.85	173,675.00	173,675.00	109,759.93	164,619.00	164,619.00	164,973.00	-5.01%
Grand Total		(52,905.92)	(49,404.24)	0.00	0.00	(54,320.69)	0.00	0.00	0.00	

Budget Preparation Report Parameters

Report ID:	ADOPT 2022	3 Stage Only:	Yes	Print Saved Report Description:	No
Version Code:	ULSTER SEWER	Year:	2022	Print Summary Page:	No
Period:	1	To:	12		
Column 1 Stage:	TENT	Column 2 Stage:	PRELIM		
Column 3 Stage:	ADOPT	Column 4 Stage:	ADOPT		
Variance:	Original Budget	Against:	Column 3 Stage		
Memo Date:		To:		Use Alt Fund:	No
Description:	Display	Acct Status:	Active	Exclude Revenue Brackets:	No
Summary Only:	No	Column:	None	Grand Totals on Separate Page:	No
Spacing:	Single	Prior Yr Orig Budget:	GL Posted	Display Rank:	Yes
Print:	Blanks	Print Detail: No	Include Accts From Version Only: Yes	Suppress Zero Accts:	No

Account Table:

Alt. Sort Table:

Sort:	Sort	Subtotal	Page Break	Subheading
1	Type	Yes	Yes	Yes

Print Display Description: No

TOWN OF ULSTER

Budget Preparation Report

Fiscal Year: 2022 Period From: 1 To: 12

Account	Description	2019 Actual	2020 Actual	Original 2021 Budget	Adjusted 2021 Budget	2021 Actual Per 1-12	2022 TENT Stage	2022 PRELIM Stage	2022 ADOPT Stage	Variance To ADOPT Stage
Type R	Revenue									
SS2.1001	REAL PROPERTY TAXES	894,673.00	921,325.00	905,619.00	905,619.00	905,619.00	887,007.00	887,007.00	887,007.00	-2.06%
SS2.1081	OTHER PYMTS - LIEU OF TAXES	0.00	0.00	0.00	0.00	0.00				
SS2.1289	OTHER GEN. DEPT INCOME	0.00	137,130.43	0.00	0.00	(4,250.00)				
SS2.2120	SEWER RENTS	604,257.31	601,749.99	605,000.00	605,000.00	465,143.28	623,150.00	623,150.00	608,331.00	0.55%
SS2.2122	SEWER CHARGES	1,900.44	5,175.00	500.00	500.00	450.00	500.00	500.00	6.00	-98.80%
SS2.2128	INT. & PENALTIES ON SEWER ACCOUNTS	16,182.32	22,740.92	14,000.00	14,000.00	22,354.76	17,000.00	17,000.00	17,000.00	21.43%
SS2.2401	INTEREST & EARNINGS	52,455.55	20,985.80	8,000.00	8,000.00	4,488.17	4,000.00	4,000.00	4,000.00	-50.00%
SS2.2414	RENTAL OF EQUIPMENT	0.00	0.00	5,000.00	5,000.00	0.00	5,000.00	5,000.00	5,000.00	
SS2.2650	SALE OF SCRAP & MATERIAL	159.90	0.00	0.00	0.00	0.00				
SS2.2665	SALE OF EQUIPMENT	0.00	60,000.00	0.00	0.00	0.00				
SS2.2680	INSURANCE RECOVERIES	0.00	0.00	0.00	0.00	0.00				
SS2.2683	SELF INSURANCE RECOVERIES	0.00	0.00	0.00	0.00	0.00				
SS2.2690	OTHER COMPENSATION FOR LOSS	0.00	0.00	0.00	0.00	0.00				
SS2.2701	REFUNDS PRIOR YRS EXPEND.	0.00	0.00	0.00	0.00	0.00				
SS2.2710	PREMIUM ON OBLIGATION	0.00	0.00	0.00	0.00	0.00				
SS2.2770	MISCELLANEOUS REVENUES	0.00	350.00	0.00	0.00	100,313.00				
SS2.4960	FED,AID,EMERGENCY DISASTER ASSISTANCE	0.00	0.00	0.00	0.00	0.00				
SS2.5031	INTERFUND TRANSFERS	0.00	0.00	0.00	0.00	0.00				
SS2.5110	APPROPRIATED RESERVE	0.00	0.00	0.00	0.00	0.00				
SS2.5990	APPROPRIATED FUND BALANCE	0.00	0.00	50,000.00	50,000.00	0.00				-100.00%
Total Type R	Revenue	(1,569,628.52)	(1,769,457.14)	(1,588,119.00)	(1,588,119.00)	(1,494,118.21)	(1,536,657.00)	(1,536,657.00)	(1,521,344.00)	-4.20%

TOWN OF ULSTER

Budget Preparation Report

Fiscal Year: 2022 Period From: 1 To: 12

Account	Description	2019 Actual	2020 Actual	Original 2021 Budget	Adjusted 2021 Budget	2021 Actual Per 1-12	2022 TENT Stage	2022 PRELIM Stage	2022 ADOPT Stage	Variance To ADOPT Stage
Type E	Expense									
SS2.1380.400	ADMINISTRATIVE FEES..	0.00	0.00	0.00	0.00	0.00				
SS2.1420.400	LEGAL SERVICES..	0.00	0.00	0.00	0.00	0.00				
SS2.1440.400	ENGINEERING SERVICES..	0.00	0.00	0.00	0.00	2,135.00				
SS2.1910.400	UNALLOCATED INSURANCE..	46,468.36	42,401.53	57,000.00	57,000.00	44,470.87	57,000.00	57,000.00	57,000.00	
SS2.1930.400	JUDGEMENTS & CLAIMS..	0.00	94.99	13,000.00	13,000.00	0.00	13,000.00	13,000.00	13,000.00	
SS2.1989.400	GRANT WRITER..	0.00	0.00	0.00	0.00	0.00				
SS2.1990.400	CONTINGENCY..	0.00	0.00	0.00	0.00	0.00				
SS2.1990.481	SEWER RENT-CITY OF KINGSTON..	9,540.97	8,830.86	13,000.00	13,000.00	0.00	14,950.00	14,950.00	14,950.00	15.00%
SS2.8110.100	WAGES..	455,076.10	465,208.44	497,262.00	497,262.00	450,458.73	451,125.00	451,125.00	452,982.00	-8.90%
SS2.8110.101	OVERTIME WAGES..	40,002.23	45,385.57	45,030.00	45,030.00	35,218.01	46,316.00	46,316.00	46,316.00	2.86%
SS2.8110.102	BOOKKEEPER SALARY..	6,000.00	6,000.00	6,000.00	6,000.00	0.00	6,000.00	6,000.00	6,000.00	
SS2.8110.200	SAFETY EQUIPMENT..	3,557.13	3,654.10	5,000.00	5,000.00	2,293.66	5,000.00	5,000.00	5,000.00	
SS2.8110.401	LEGAL CONSULTANT..	0.00	0.00	0.00	0.00	0.00				
SS2.8110.402	AUDITOR..	3,000.00	3,000.00	3,000.00	3,000.00	3,000.00	3,000.00	3,000.00	3,000.00	
SS2.8110.403	OFFICE SUPPLIES..	6,522.69	5,925.13	6,000.00	6,000.00	3,075.27	6,000.00	6,000.00	6,000.00	
SS2.8110.404	POSTAGE..	1,439.36	1,415.24	1,800.00	1,800.00	0.00	1,800.00	1,800.00	1,800.00	
SS2.8110.406	TELEPHONE..	4,268.05	3,473.09	4,300.00	4,300.00	4,106.19	4,300.00	4,300.00	4,300.00	
SS2.8110.412	RENT..	2,000.00	2,000.00	2,000.00	2,000.00	2,000.00	2,000.00	2,000.00	2,000.00	
SS2.8110.437	SCHOOLS..	1,202.60	326.53	2,000.00	2,000.00	208.40	2,000.00	2,000.00	2,000.00	
SS2.8110.438	ENGINEER..	312.50	0.00	5,000.00	5,000.00	11,079.40	5,000.00	5,000.00	5,000.00	
SS2.8110.453	LABORATORY EXPENSE..	22,304.15	31,209.16	28,000.00	28,000.00	18,381.83	28,000.00	28,000.00	28,000.00	
SS2.8130.200	EQUIPMENT..	3,845.77	0.00	60,000.00	60,000.00	233,849.14	60,000.00	60,000.00	60,000.00	
SS2.8130.201	TRUCK..	0.00	399,380.70	0.00	0.00	0.00				
SS2.8130.400	PLANT IMPROVEMENT	0.00	0.00	40,000.00	40,000.00	163,924.50	40,000.00	40,000.00	40,000.00	
SS2.8130.401	FLOW MONITORING..	350.00	0.00	12,500.00	12,500.00	0.00	12,500.00	12,500.00	12,500.00	
SS2.8130.407	ELECTRIC..	110,493.27	91,093.99	155,000.00	155,000.00	69,947.70	155,000.00	155,000.00	155,000.00	
SS2.8130.408	HEAT..	21,742.77	18,170.05	40,000.00	40,000.00	21,154.64	40,000.00	40,000.00	40,000.00	

TOWN OF ULSTER

Budget Preparation Report

Fiscal Year: 2022 Period From: 1 To: 12

Account	Description	2019 Actual	2020 Actual	Original 2021 Budget	Adjusted 2021 Budget	2021 Actual Per 1-12	2022 TENT Stage	2022 PRELIM Stage	2022 ADOPT Stage	Variance To ADOPT Stage
Type E	Expense									
SS2.8130.409	REPAIRS & SUPPLIES..	0.00	0.00	0.00	0.00	0.00				
SS2.8130.420	GAS & OIL..	8,463.82	8,654.37	10,800.00	10,800.00	9,060.98	10,800.00	10,800.00	10,800.00	
SS2.8130.421	VEHICLE MAINTENANCE..	4,984.36	4,845.20	5,000.00	5,000.00	9,004.20	5,000.00	5,000.00	5,000.00	
SS2.8130.422	EQUIPMENT MAINTENANCE..	33,751.19	8,362.37	35,000.00	35,000.00	17,738.08	35,000.00	35,000.00	35,000.00	
SS2.8130.423	SEWER MAINS-REPAIR & MAINT..	33,455.93	20,204.07	22,500.00	22,500.00	11,904.31	22,500.00	22,500.00	22,500.00	
SS2.8130.424	PUMPING STATION..	995.76	23,149.41	5,000.00	5,000.00	569.74	5,000.00	5,000.00	5,000.00	
SS2.8130.430	UNIFORM RENTAL & CLEANING..	4,872.69	5,584.54	6,200.00	6,200.00	2,859.75	6,200.00	6,200.00	6,200.00	
SS2.8130.437	MEAL ALLOWANCE..	150.00	1,035.00	500.00	500.00	0.00	500.00	500.00	500.00	
SS2.8130.438	ENGINEER..	48,353.33	0.00	0.00	0.00	0.00				
SS2.8130.451	CHEMICALS..	7,070.14	8,826.65	13,000.00	13,000.00	8,185.41	13,000.00	13,000.00	13,000.00	
SS2.8130.454	MAINTENANCE..	15,234.03	10,888.37	17,000.00	17,000.00	11,374.90	17,000.00	17,000.00	17,000.00	
SS2.8130.455	SEWER RENTS-CITY OF KINGSTON..	0.00	0.00	0.00	0.00	0.00				
SS2.8130.456	SLUDGE REMOVAL..	61,770.37	51,882.06	64,000.00	64,000.00	46,211.03	64,000.00	64,000.00	64,000.00	
SS2.8130.458	DEC PERMITS..	8,900.00	9,100.00	10,000.00	10,000.00	9,260.00	10,000.00	10,000.00	10,000.00	
SS2.8760.400	EMERGENCY DISASTER WORK..	0.00	0.00	0.00	0.00	0.00				
SS2.9010.800	STATE RETIREMENT..	52,669.00	60,276.00	76,053.00	76,053.00	71,752.00	50,568.00	50,568.00	50,661.00	-33.39%
SS2.9030.800	SOCIAL SECURITY..	36,697.33	38,133.44	41,947.00	41,947.00	36,099.07	38,519.00	38,519.00	38,658.00	-7.84%
SS2.9040.800	WORKERS COMPENSATION..	21,687.99	26,412.19	25,217.00	25,217.00	24,635.67	22,635.00	22,635.00	22,724.00	-9.89%
SS2.9050.800	UNEMPLOYMENT INSURANCE..	0.00	0.00	0.00	0.00	0.00				
SS2.9055.800	DISABILITY INSURANCE..	585.51	964.23	600.00	600.00	605.92	600.00	600.00	600.00	
SS2.9060.800	HOSPITAL & DENTAL INSURANCE..	118,759.36	115,581.14	166,985.00	166,985.00	139,954.00	153,269.00	153,269.00	154,768.00	-7.32%
SS2.9060.802	HOSPITAL & DENTAL INSURANCE RETIRE	64,693.70	48,823.02	70,375.00	70,375.00	54,724.44	106,250.00	106,250.00	82,120.00	16.69%
SS2.9070.800	MEDICARE REIMBURSEMENT..	5,676.00	5,205.60	8,625.00	8,625.00	5,346.00	9,400.00	9,400.00	14,540.00	68.58%
SS2.9080.800	EMPLOYEE BENEFIT LIABILITY..	0.00	0.00	13,425.00	13,425.00	0.00	13,425.00	13,425.00	13,425.00	

TOWN OF ULSTER

Budget Preparation Report

Fiscal Year: 2022 Period From: 1 To: 12

Account	Description	2019 Actual	2020 Actual	Original 2021 Budget	Adjusted 2021 Budget	2021 Actual Per 1-12	2022 TENT Stage	2022 PRELIM Stage	2022 ADOPT Stage	Variance To ADOPT Stage
Type E	Expense									
SS2.9710.600	SERIAL BOND/PRIN..	75,000.00	75,000.00	0.00	0.00	0.00				
SS2.9710.700	SERIAL BOND/INT..	2,484.19	904.94	0.00	0.00	0.00				
SS2.9730.600	B.A. NOTE/PRIN..	0.00	0.00	0.00	0.00	0.00				
SS2.9730.700	B.A. NOTE/INT..	0.00	0.00	0.00	0.00	0.00				
SS2.9901.900	TRANSFERS, OTHER FUNDS.TRANSFERS	0.00	0.00	0.00	0.00	0.00				
Total Type E	Expense	1,344,380.65	1,651,401.98	1,588,119.00	1,588,119.00	1,524,588.84	1,536,657.00	1,536,657.00	1,521,344.00	-4.20%
Grand Total		(225,247.87)	(118,055.16)	0.00	0.00	30,470.63	0.00	0.00	0.00	

Budget Preparation Report Parameters

Report ID:	ADOPT 2022	3 Stage Only:	Yes	Print Saved Report Description:	No
Version Code:	WASH AVE. SEWER	Year:	2022	Print Summary Page:	No
Period:	1	To:	12		
Column 1 Stage:	TENT	Column 2 Stage:	PRELIM		
Column 3 Stage:	ADOPT	Column 4 Stage:	ADOPT		
Variance:	Original Budget	Against:	Column 3 Stage		
Memo Date:		To:		Use Alt Fund:	No
Description:	Display	Acct Status:	Active	Exclude Revenue Brackets:	No
Summary Only:	No	Column:	None	Grand Totals on Separate Page:	No
Spacing:	Single	Prior Yr Orig Budget:	GL Posted	Display Rank:	Yes
Print:	Blanks	Print Detail: No	Include Accts From Version Only: Yes	Suppress Zero Accts:	No

Account Table:

Alt. Sort Table:

Sort:	Sort	Subtotal	Page Break	Subheading
1	Type	Yes	Yes	Yes

Print Display Description: No

TOWN OF ULSTER

Budget Preparation Report

Fiscal Year: 2022 Period From: 1 To: 12

Account	Description	2019 Actual	2020 Actual	Original 2021 Budget	Adjusted 2021 Budget	2021 Actual Per 1-12	2022 TENT Stage	2022 PRELIM Stage	2022 ADOPT Stage	Variance To ADOPT Stage
Type R	Revenue									
SS3.1001	REAL PROPERTY TAXES	105,717.00	109,636.00	109,365.00	109,365.00	109,365.00	108,365.00	108,365.00	108,365.00	-0.91%
SS3.1081	OTHER PYMTS - LIEU OF TAXES	0.00	0.00	0.00	0.00	0.00				
SS3.1289	OTHER GEN. DEPT INCOME	0.00	0.00	0.00	0.00	0.00				
SS3.2120	SEWER RENTS	16,335.52	12,999.33	20,000.00	20,000.00	11,212.47	23,000.00	23,000.00	23,000.00	15.00%
SS3.2122	SEWER CHARGES	500.00	750.00	0.00	0.00	0.00				
SS3.2128	INT. & PENALTIES ON SEWER ACCOUNT	0.00	0.00	0.00	0.00	0.00				
SS3.2401	INTEREST & EARNINGS	409.14	344.45	208.00	208.00	59.98	100.00	100.00	100.00	-51.92%
SS3.2414	RENTAL OF EQUIPMENT	0.00	0.00	0.00	0.00	0.00				
SS3.2650	SALE OF SCRAP & MATERIAL	0.00	0.00	0.00	0.00	0.00				
SS3.2665	SALE OF EQUIPMENT	0.00	0.00	0.00	0.00	0.00				
SS3.2680	INSURANCE RECOVERIES	0.00	0.00	0.00	0.00	0.00				
SS3.2683	SELF INSURANCE RECOVERIES	0.00	0.00	0.00	0.00	0.00				
SS3.2690	OTHER COMPENSATION FOR LOSS	0.00	0.00	0.00	0.00	0.00				
SS3.2701	REFUNDS PRIOR YRS EXPEND.	0.00	0.00	0.00	0.00	0.00				
SS3.2710	PREMIUM ON OBLIGATION	0.00	0.00	0.00	0.00	0.00				
SS3.2770	MISCELLANEOUS REVENUES	0.00	0.00	0.00	0.00	330.09				
SS3.4960	EMERGENCY DISASTER ASSISTANCE	0.00	0.00	0.00	0.00	0.00				
SS3.5031	INTERFUND TRANSFERS	0.00	0.00	0.00	0.00	0.00				
SS3.5110	APPROPRIATED RESERVE	0.00	0.00	0.00	0.00	0.00				
SS3.5990	APPROPRIATED FUND BALANCE	0.00	0.00	11,718.00	11,718.00	0.00	7,708.00	7,708.00	7,769.00	-33.70%
Total Type R	Revenue	(122,961.66)	(123,729.78)	(141,291.00)	(141,291.00)	(120,967.54)	(139,173.00)	(139,173.00)	(139,234.00)	-1.46%

TOWN OF ULSTER

Budget Preparation Report

Fiscal Year: 2022 Period From: 1 To: 12

Account	Description	2019 Actual	2020 Actual	Original 2021 Budget	Adjusted 2021 Budget	2021 Actual Per 1-12	2022 TENT Stage	2022 PRELIM Stage	2022 ADOPT Stage	Variance To ADOPT Stage
Type E	Expense									
SS3.1380.400	ADMINISTRATIVE FEES..	0.00	0.00	0.00	0.00	0.00				
SS3.1420.400	LEGAL SERVICES..	0.00	0.00	0.00	0.00	0.00				
SS3.1440.400	ENGINEERING SERVICES..	0.00	0.00	0.00	0.00	0.00				
SS3.1910.400	UNALLOCATED INSURANCE..	1,130.68	1,190.22	1,600.00	1,600.00	1,248.31	1,600.00	1,600.00	1,600.00	
SS3.1930.400	JUDGEMENTS & CLAIMS..	0.00	0.00	0.00	0.00	0.00				
SS3.1989.400	GRANT WRITER..	0.00	0.00	0.00	0.00	0.00				
SS3.1990.004	CONTINGENCY.CONTRACTUAL EXPENSE	0.00	0.00	0.00	0.00	0.00				
SS3.1990.400	CONTINGENCY..	0.00	0.00	0.00	0.00	0.00				
SS3.1990.480	CONTINGENCY..	0.00	0.00	0.00	0.00	0.00				
SS3.1990.481	SEWER RENT-CITY OF KINGSTON..	0.00	0.00	0.00	0.00	0.00				
SS3.8110.100	WAGES..	7,579.00	8,076.00	8,334.00	8,334.00	8,334.00	7,561.00	7,561.00	7,592.00	-8.90%
SS3.8110.101	OVERTIME WAGES..	707.00	742.00	755.00	755.00	755.00	776.00	776.00	776.00	2.78%
SS3.8110.102	BOOKKEEPER SALARY..	1,875.00	1,875.00	1,875.00	1,875.00	1,875.00	1,875.00	1,875.00	1,875.00	
SS3.8110.200	SAFETY EQUIPMENT..	0.00	0.00	0.00	0.00	0.00				
SS3.8110.401	LEGAL CONSULTANT..	0.00	0.00	0.00	0.00	0.00				
SS3.8110.402	AUDITOR..	1,250.00	1,250.00	1,250.00	1,250.00	1,250.00	1,250.00	1,250.00	1,250.00	
SS3.8110.403	OFFICE SUPPLIES..	0.00	0.00	0.00	0.00	0.00				
SS3.8110.404	POSTAGE..	9.20	19.60	25.00	25.00	0.00	25.00	25.00	25.00	
SS3.8110.406	TELEPHONE..	360.00	360.00	550.00	550.00	360.00	550.00	550.00	550.00	
SS3.8110.412	RENT..	100.00	100.00	100.00	100.00	100.00	100.00	100.00	100.00	
SS3.8110.437	SCHOOLS..	0.00	0.00	50.00	50.00	0.00	50.00	50.00	50.00	
SS3.8110.438	ENGINEER..	0.00	0.00	2,800.00	2,800.00	0.00	2,800.00	2,800.00	2,800.00	
SS3.8110.453	LABORATORY EXPENSE..	0.00	0.00	0.00	0.00	0.00				
SS3.8130.200	EQUIPMENT..	3,561.00	0.00	2,500.00	2,500.00	0.00	2,500.00	2,500.00	2,500.00	
SS3.8130.201	TRUCK..	0.00	0.00	0.00	0.00	0.00				
SS3.8130.400	WELL & PUMP HOUSE..	0.00	0.00	0.00	0.00	0.00				
SS3.8130.401	FLOW MONITORING..	0.00	0.00	0.00	0.00	0.00				

TOWN OF ULSTER

Budget Preparation Report

Fiscal Year: 2022 Period From: 1 To: 12

Account	Description	2019 Actual	2020 Actual	Original 2021 Budget	Adjusted 2021 Budget	2021 Actual Per 1-12	2022 TENT Stage	2022 PRELIM Stage	2022 ADOPT Stage	Variance To ADOPT Stage
Type E	Expense									
SS3.8130.407	ELECTRIC..	806.79	688.68	3,300.00	3,300.00	564.44	3,300.00	3,300.00	3,300.00	
SS3.8130.408	HEAT..	0.00	0.00	0.00	0.00	0.00				
SS3.8130.409	REPAIRS & SUPPLIES..	0.00	0.00	2,500.00	2,500.00	0.00	2,500.00	2,500.00	2,500.00	
SS3.8130.420	GAS & OIL..	630.00	670.00	670.00	670.00	670.00	670.00	670.00	670.00	
SS3.8130.421	VEHICLE MAINTENANCE..	1,250.00	1,250.00	1,250.00	1,250.00	1,250.00	1,250.00	1,250.00	1,250.00	
SS3.8130.422	EQUIPMENT MAINTENANCE..	0.00	0.00	0.00	0.00	0.00				
SS3.8130.423	SEWER MAINS-REPAIR & MAINT..	0.00	0.00	0.00	0.00	0.00				
SS3.8130.424	PUMPING STATION..	0.00	0.00	0.00	0.00	0.00				
SS3.8130.430	UNIFORM RENTAL & CLEANING..	150.00	150.00	150.00	150.00	0.00	150.00	150.00	150.00	
SS3.8130.437	MEAL ALLOWANCE..	0.00	0.00	0.00	0.00	0.00				
SS3.8130.438	ENGINEER..	0.00	0.00	0.00	0.00	0.00				
SS3.8130.451	CHEMICALS..	0.00	0.00	0.00	0.00	0.00				
SS3.8130.454	MAINTENANCE..	0.00	0.00	0.00	0.00	0.00				
SS3.8130.455	SEWER RENTS-CITY OF KINGSTON..	15,516.80	11,141.84	24,000.00	24,000.00	11,758.27	26,000.00	26,000.00	26,000.00	8.33%
SS3.8130.456	SLUDGE REMOVAL..	0.00	0.00	0.00	0.00	0.00				
SS3.8130.458	DEC PERMITS..	0.00	0.00	0.00	0.00	0.00				
SS3.8760.400	EMERGENCY DISASTER WORK..	0.00	0.00	0.00	0.00	0.00				
SS3.9010.800	STATE RETIREMENT..	882.00	1,010.00	1,275.00	1,275.00	1,203.00	848.00	848.00	849.00	-33.41%
SS3.9030.800	SOCIAL SECURITY..	921.44	819.00	839.00	839.00	839.00	782.00	782.00	784.00	-6.56%
SS3.9040.800	WORKERS COMPENSATION..	363.49	442.67	423.00	423.00	412.90	379.00	379.00	381.00	-9.93%
SS3.9050.800	UNEMPLOYMENT INSURANCE..	0.00	0.00	0.00	0.00	0.00				
SS3.9055.800	DISABILITY INSURANCE..	75.00	0.00	50.00	50.00	0.00	50.00	50.00	50.00	
SS3.9060.800	HOSPITAL & DENTAL INSURANCE..	2,749.00	2,750.00	2,799.00	2,799.00	2,799.00	2,569.00	2,569.00	2,594.00	-7.32%
SS3.9070.800	MEDICARE REIMBURSEMENT..	0.00	0.00	0.00	0.00	0.00				

TOWN OF ULSTER

Budget Preparation Report

Fiscal Year: 2022 Period From: 1 To: 12

Account	Description	2019 Actual	2020 Actual	Original 2021 Budget	Adjusted 2021 Budget	2021 Actual Per 1-12	2022 TENT Stage	2022 PRELIM Stage	2022 ADOPT Stage	Variance To ADOPT Stage
Type E	Expense									
SS3.9080.800	EMPLOYEE BENEFIT LIABILITY..	225.00	0.00	225.00	225.00	0.00	225.00	225.00	225.00	
SS3.9710.600	SERIAL BOND/PRIN..	78,000.00	76,000.00	74,000.00	74,000.00	74,000.00	73,000.00	73,000.00	73,000.00	-1.35%
SS3.9710.700	SERIAL BOND/INT..	13,056.26	11,516.26	9,971.00	9,971.00	9,970.02	8,363.00	8,363.00	8,363.00	-16.13%
SS3.9730.600	B.A. NOTE/PRIN..	0.00	0.00	0.00	0.00	0.00				
SS3.9730.700	B.A. NOTE/INT..	0.00	0.00	0.00	0.00	0.00				
Total Type E	Expense	131,197.66	120,051.27	141,291.00	141,291.00	117,388.94	139,173.00	139,173.00	139,234.00	-1.46%
Grand Total		8,236.00	(3,678.51)	0.00	0.00	(3,578.60)	0.00	0.00	0.00	

Budget Preparation Report Parameters

Report ID:	ADOPT 2022	3 Stage Only:	Yes	Print Saved Report Description:	No
Version Code:	SP LAKE SEWER	Year:	2022	Print Summary Page:	No
Period:	1	To:	12		
Column 1 Stage:	TENT	Column 2 Stage:	PRELIM		
Column 3 Stage:	ADOPT	Column 4 Stage:	ADOPT		
Variance:	Original Budget	Against:	Column 3 Stage		
Memo Date:		To:		Use Alt Fund:	No
Description:	Display	Acct Status:	Active	Exclude Revenue Brackets:	No
Summary Only:	No	Column:	None	Grand Totals on Separate Page:	No
Spacing:	Single	Prior Yr Orig Budget:	GL Posted	Display Rank:	Yes
Print:	Blanks	Print Detail: No	Include Accts From Version Only: Yes	Suppress Zero Accts:	No

Account Table:

Alt. Sort Table:

Sort:	Sort	Subtotal	Page Break	Subheading
1	Type	Yes	Yes	Yes

Print Display Description: No

TOWN OF ULSTER

Budget Preparation Report

Fiscal Year: 2022 Period From: 1 To: 12

Account	Description	2019 Actual	2020 Actual	Original 2021 Budget	Adjusted 2021 Budget	2021 Actual Per 1-12	2022 TENT Stage	2022 PRELIM Stage	2022 ADOPT Stage	Variance To ADOPT Stage
Type R	Revenue									
SS4.1001	REAL PROPERTY TAXES	0.00	0.00	0.00	0.00	0.00	9,150.00	9,150.00	9,150.00	100.00%
SS4.1081	OTHER PYMTS - LIEU OF TAXES	0.00	0.00	0.00	0.00	0.00				
SS4.1289	OTHER GEN. DEPT INCOME	0.00	0.00	0.00	0.00	0.00				
SS4.2120	SEWER RENTS	0.00	0.00	0.00	0.00	0.00	16,600.00	16,600.00	16,600.00	100.00%
SS4.2122	SEWER CHARGES	0.00	0.00	0.00	0.00	0.00	750.00	750.00	750.00	100.00%
SS4.2128	INT. & PENALTIES ON SEWER ACCOUNT	0.00	0.00	0.00	0.00	0.00				
SS4.2401	INTEREST & EARNINGS	0.00	0.00	0.00	0.00	0.00				
SS4.2414	RENTAL OF EQUIPMENT	0.00	0.00	0.00	0.00	0.00				
SS4.2650	SALE OF SCRAP & MATERIAL	0.00	0.00	0.00	0.00	0.00				
SS4.2665	SALE OF EQUIPMENT	0.00	0.00	0.00	0.00	0.00				
SS4.2680	INSURANCE RECOVERIES	0.00	0.00	0.00	0.00	0.00				
SS4.2683	SELF INSURANCE RECOVERIES	0.00	0.00	0.00	0.00	0.00				
SS4.2690	OTHER COMPENSATION FOR LOSS	0.00	0.00	0.00	0.00	0.00				
SS4.2701	REFUNDS PRIOR YRS EXPEND.	0.00	0.00	0.00	0.00	0.00				
SS4.2710	PREMIUM ON OBLIGATION	0.00	0.00	0.00	0.00	0.00				
SS4.2770	MISCELLANEOUS REVENUES	0.00	0.00	0.00	0.00	0.00				
SS4.4960	EMERGENCY DISASTER ASSISTANCE	0.00	0.00	0.00	0.00	0.00				
SS4.5031	INTERFUND TRANSFERS	0.00	0.00	0.00	0.00	0.00				
SS4.5110	APPROPRIATED RESERVE	0.00	0.00	0.00	0.00	0.00				
SS4.5990	APPROPRIATED FUND BALANCE	0.00	0.00	0.00	0.00	0.00				
Total Type R	Revenue	0.00	0.00	0.00	0.00	0.00	(26,500.00)	(26,500.00)	(26,500.00)	

TOWN OF ULSTER

Budget Preparation Report

Fiscal Year: 2022 Period From: 1 To: 12

Account	Description	2019 Actual	2020 Actual	Original 2021 Budget	Adjusted 2021 Budget	2021 Actual Per 1-12	2022 TENT Stage	2022 PRELIM Stage	2022 ADOPT Stage	Variance To ADOPT Stage
Type E	Expense									
SS4.1380.400	ADMINISTRATIVE FEES..	0.00	0.00	0.00	0.00	0.00				
SS4.1420.400	LEGAL SERVICES..	0.00	0.00	0.00	0.00	0.00				
SS4.1440.400	ENGINEERING SERVICES..	0.00	0.00	0.00	0.00	0.00				
SS4.1910.400	UNALLOCATED INSURANCE..	0.00	0.00	0.00	0.00	0.00				
SS4.1930.400	JUDGEMENTS & CLAIMS..	0.00	0.00	0.00	0.00	0.00				
SS4.1989.400	GRANT WRITER..	0.00	0.00	0.00	0.00	0.00				
SS4.1990.004	CONTINGENCY.CONTRACTUAL EXPENSE	0.00	0.00	0.00	0.00	0.00				
SS4.1990.400	CONTINGENCY..	0.00	0.00	0.00	0.00	0.00				
SS4.1990.480	CONTINGENCY..	0.00	0.00	0.00	0.00	0.00				
SS4.1990.481	SEWER RENT-CITY OF KINGSTON..	0.00	0.00	0.00	0.00	0.00				
SS4.8110.100	WAGES..	0.00	0.00	0.00	0.00	0.00				
SS4.8110.101	OVERTIME WAGES..	0.00	0.00	0.00	0.00	0.00				
SS4.8110.102	BOOKKEEPER SALARY..	0.00	0.00	0.00	0.00	0.00				
SS4.8110.200	SAFETY EQUIPMENT..	0.00	0.00	0.00	0.00	0.00				
SS4.8110.401	LEGAL CONSULTANT..	0.00	0.00	0.00	0.00	0.00				
SS4.8110.402	AUDITOR..	0.00	0.00	0.00	0.00	0.00				
SS4.8110.403	OFFICE SUPPLIES..	0.00	0.00	0.00	0.00	0.00				
SS4.8110.404	POSTAGE..	0.00	0.00	0.00	0.00	0.00				
SS4.8110.406	TELEPHONE..	0.00	0.00	0.00	0.00	0.00				
SS4.8110.412	RENT..	0.00	0.00	0.00	0.00	0.00				
SS4.8110.437	SCHOOLS..	0.00	0.00	0.00	0.00	0.00				
SS4.8110.438	ENGINEER..	0.00	0.00	0.00	0.00	0.00				
SS4.8110.453	LABORATORY EXPENSE..	0.00	0.00	0.00	0.00	0.00				
SS4.8130.200	EQUIPMENT..	0.00	0.00	0.00	0.00	0.00				
SS4.8130.201	TRUCK..	0.00	0.00	0.00	0.00	0.00				
SS4.8130.400	WELL & PUMP HOUSE..	0.00	0.00	0.00	0.00	0.00				
SS4.8130.401	FLOW MONITORING..	0.00	0.00	0.00	0.00	0.00				

TOWN OF ULSTER

Budget Preparation Report

Fiscal Year: 2022 Period From: 1 To: 12

Account	Description	2019 Actual	2020 Actual	Original 2021 Budget	Adjusted 2021 Budget	2021 Actual Per 1-12	2022 TENT Stage	2022 PRELIM Stage	2022 ADOPT Stage	Variance To ADOPT Stage
Type E	Expense									
SS4.8130.407	ELECTRIC..	0.00	0.00	0.00	0.00	0.00				
SS4.8130.408	HEAT..	0.00	0.00	0.00	0.00	0.00				
SS4.8130.409	REPAIRS & SUPPLIES..	0.00	0.00	0.00	0.00	0.00	2,000.00	2,000.00	2,000.00	100.00%
SS4.8130.420	GAS & OIL..	0.00	0.00	0.00	0.00	0.00				
SS4.8130.421	VEHICLE MAINTENANCE..	0.00	0.00	0.00	0.00	0.00				
SS4.8130.422	EQUIPMENT MAINTENANCE..	0.00	0.00	0.00	0.00	0.00				
SS4.8130.423	SEWER MAINS-REPAIR & MAINT..	0.00	0.00	0.00	0.00	0.00				
SS4.8130.424	PUMPING STATION..	0.00	0.00	0.00	0.00	0.00				
SS4.8130.430	UNIFORM RENTAL & CLEANING..	0.00	0.00	0.00	0.00	0.00				
SS4.8130.437	MEAL ALLOWANCE..	0.00	0.00	0.00	0.00	0.00				
SS4.8130.438	ENGINEER..	0.00	0.00	0.00	0.00	0.00				
SS4.8130.451	CHEMICALS..	0.00	0.00	0.00	0.00	0.00				
SS4.8130.454	MAINTENANCE..	0.00	0.00	0.00	0.00	0.00	10,000.00	10,000.00	10,000.00	100.00%
SS4.8130.455	SEWER RENTS-CITY OF KINGSTON..	0.00	0.00	0.00	0.00	0.00	14,500.00	14,500.00	14,500.00	100.00%
SS4.8130.456	SLUDGE REMOVAL..	0.00	0.00	0.00	0.00	0.00				
SS4.8130.458	DEC PERMITS..	0.00	0.00	0.00	0.00	0.00				
SS4.8760.400	EMERGENCY DISASTER WORK..	0.00	0.00	0.00	0.00	0.00				
SS4.9010.800	STATE RETIREMENT..	0.00	0.00	0.00	0.00	0.00				
SS4.9030.800	SOCIAL SECURITY..	0.00	0.00	0.00	0.00	0.00				
SS4.9040.800	WORKERS COMPENSATION..	0.00	0.00	0.00	0.00	0.00				
SS4.9050.800	UNEMPLOYMENT INSURANCE..	0.00	0.00	0.00	0.00	0.00				
SS4.9055.800	DISABILITY INSURANCE..	0.00	0.00	0.00	0.00	0.00				
SS4.9060.800	HOSPITAL & DENTAL INSURANCE..	0.00	0.00	0.00	0.00	0.00				
SS4.9070.800	MEDICARE REIMBURSEMENT..	0.00	0.00	0.00	0.00	0.00				

TOWN OF ULSTER

Budget Preparation Report

Fiscal Year: 2022 Period From: 1 To: 12

Account	Description	2019 Actual	2020 Actual	Original 2021 Budget	Adjusted 2021 Budget	2021 Actual Per 1-12	2022 TENT Stage	2022 PRELIM Stage	2022 ADOPT Stage	Variance To ADOPT Stage
Type E	Expense									
SS4.9080.800	EMPLOYEE BENEFIT LIABILITY..	0.00	0.00	0.00	0.00	0.00				
SS4.9710.600	SERIAL BOND/PRIN..	0.00	0.00	0.00	0.00	0.00				
SS4.9710.700	SERIAL BOND/INT..	0.00	0.00	0.00	0.00	0.00				
SS4.9730.600	B.A. NOTE/PRIN..	0.00	0.00	0.00	0.00	0.00				
SS4.9730.700	B.A. NOTE/INT..	0.00	0.00	0.00	0.00	0.00				
Total Type E	Expense	0.00	0.00	0.00	0.00	0.00	26,500.00	26,500.00	26,500.00	100.00%
Grand Total		0.00	0.00	0.00	0.00	0.00	0.00	0.00	0.00	

Budget Preparation Report Parameters

Report ID:	ADOPT 2022	3 Stage Only:	Yes	Print Saved Report Description:	No
Version Code:	SSL	Year:	2022	Print Summary Page:	No
Period:	1	To:	12		
Column 1 Stage:	TENT	Column 2 Stage:	PRELIM		
Column 3 Stage:	ADOPT	Column 4 Stage:	ADOPT		
Variance:	Original Budget	Against:	Column 3 Stage		
Memo Date:		To:		Use Alt Fund:	No
Description:	Display	Acct Status:	Active	Exclude Revenue Brackets:	No
Summary Only:	No	Column:	None	Grand Totals on Separate Page:	No
Spacing:	Single	Prior Yr Orig Budget:	GL Posted	Display Rank:	Yes
Print:	Blanks	Print Detail: No	Include Accts From Version Only: Yes	Suppress Zero Accts:	No

Account Table:

Alt. Sort Table:

Sort:	Sort	Subtotal	Page Break	Subheading
1	Type	Yes	Yes	Yes

Print Display Description: No

TOWN OF ULSTER

Budget Preparation Report

Fiscal Year: 2022 Period From: 1 To: 12

Account	Description	2019 Actual	2020 Actual	Original 2021 Budget	Adjusted 2021 Budget	2021 Actual Per 1-12	2022 TENT Stage	2022 PRELIM Stage	2022 ADOPT Stage	Variance To ADOPT Stage
Type R	Revenue									
SLL.1001	REAL PROPERTY TAXES - LIBRARY	316,368.00	322,695.00	322,695.00	322,695.00	322,695.00	332,375.00	332,375.00	332,375.00	3.00%
SLL.1081	OTHER PYMTS - LIEU OF TAXES	0.00	0.00	0.00	0.00	0.00				
SLL.2770	MISCELLANEOUS REVENUES	0.00	0.00	0.00	0.00	0.00				
Total Type R	Revenue	(316,368.00)	(322,695.00)	(322,695.00)	(322,695.00)	(322,695.00)	(332,375.00)	(332,375.00)	(332,375.00)	3.00%

TOWN OF ULSTER

Budget Preparation Report

Fiscal Year: 2022 Period From: 1 To: 12

Account	Description	2019 Actual	2020 Actual	Original 2021 Budget	Adjusted 2021 Budget	2021 Actual Per 1-12	2022 TENT Stage	2022 PRELIM Stage	2022 ADOPT Stage	Variance To ADOPT Stage
Type E	Expense									
SLL.1930.400	JUDGEMENTS & CLAIMS..	0.00	0.00	0.00	0.00	0.00				
SLL.7410.400	LIBRARY..	316,368.00	322,695.00	322,695.00	322,695.00	322,695.00	332,375.00	332,375.00	332,375.00	3.00%
Total Type E	Expense	316,368.00	322,695.00	322,695.00	322,695.00	322,695.00	332,375.00	332,375.00	332,375.00	3.00%
Grand Total		0.00	0.00	0.00	0.00	0.00	0.00	0.00	0.00	

Budget Preparation Report Parameters

Report ID:	ADOPT 2022	3 Stage Only:	Yes	Print Saved Report Description:	No
Version Code:	SSFALL	Year:	2022	Print Summary Page:	No
Period:	1	To:	12		
Column 1 Stage:	TENT	Column 2 Stage:	PRELIM		
Column 3 Stage:	ADOPT	Column 4 Stage:	ADOPT		
Variance:	Original Budget	Against:	Column 3 Stage		
Memo Date:		To:		Use Alt Fund:	No
Description:	Display	Acct Status:	Active	Exclude Revenue Brackets:	No
Summary Only:	No	Column:	None	Grand Totals on Separate Page:	No
Spacing:	Single	Prior Yr Orig Budget:	GL Posted	Display Rank:	Yes
Print:	Blanks	Print Detail: No	Include Accts From Version Only: Yes	Suppress Zero Accts:	No

Account Table:

Alt. Sort Table:

Sort:	Sort	Subtotal	Page Break	Subheading
1	Type	Yes	Yes	Yes

Print Display Description: No

TOWN OF ULSTER

Budget Preparation Report

Fiscal Year: 2022 Period From: 1 To: 12

Account	Description	2019 Actual	2020 Actual	Original 2021 Budget	Adjusted 2021 Budget	2021 Actual Per 1-12	2022 TENT Stage	2022 PRELIM Stage	2022 ADOPT Stage	Variance To ADOPT Stage
Type R	Revenue									
SF1.1001	REAL PROPERTY TAXES - BLOOMINGTON FIRE DISTRICT	74,937.46	79,730.68	74,909.00	74,909.00	81,647.84		78,384.00	78,384.00	4.64%
SF2.1001	REAL PROPERTY TAXES - E. KNG. FIRE PROTECT.	197,217.60	198,255.00	198,395.00	198,395.00	198,395.00	199,635.00	199,635.00	199,635.00	0.63%
SF3.1001	REAL PROPERTY TAXES - UL. FIRE DIST. #1	259,785.00	281,600.00	287,085.00	287,085.00	287,085.00		293,950.00	293,950.00	2.39%
SF4.1001	REAL PROPERTY TAXES - UL.HOSE #5	1,537,603.00	1,574,561.00	1,574,561.00	1,574,561.00	1,574,561.00		1,636,361.00	1,636,361.00	3.92%
SF6.1001	REAL PROPERTY TAXES - RUBY FIRE DIST.	180,500.00	180,500.00	180,500.00	180,500.00	180,500.00		184,755.00	184,755.00	2.36%
Total Type R	Revenue	(2,250,043.06)	(2,314,646.68)	(2,315,450.00)	(2,315,450.00)	(2,322,188.84)	(199,635.00)	(2,393,085.00)	(2,393,085.00)	3.35%

TOWN OF ULSTER

Budget Preparation Report

Fiscal Year: 2022 Period From: 1 To: 12

Account	Description	2019 Actual	2020 Actual	Original 2021 Budget	Adjusted 2021 Budget	2021 Actual Per 1-12	2022 TENT Stage	2022 PRELIM Stage	2022 ADOPT Stage	Variance To ADOPT Stage
Type E	Expense									
SF1.3410.400	BLOOMINGTON FIRE DISTRICT	74,937.46	79,730.68	74,909.00	74,909.00	81,647.84		78,384.00	78,384.00	4.64%
SF2.3410.401	EAST KINGSTON FIRE PROTECTION DIST.	197,217.60	198,255.00	198,395.00	198,395.00	198,395.00	199,635.00	199,635.00	199,635.00	0.63%
SF3.3410.402	ULSTER FIRE DISTRICT #1	258,785.00	281,600.00	287,085.00	287,085.00	287,085.00		293,950.00	293,950.00	2.39%
SF4.1930.400	JUDGEMENTS & CLAIMS -	0.00	0.00	0.00	0.00	0.00				
SF4.3410.403	ULSTER FIRE DISTRICT #5	1,537,603.00	1,574,561.00	1,574,561.00	1,574,561.00	1,574,561.00		1,636,361.00	1,636,361.00	3.92%
SF6.3410.405	RUBY FIRE DISTRICT	180,500.00	180,500.00	180,500.00	180,500.00	180,500.00		184,755.00	184,755.00	2.36%
Total Type E	Expense	2,249,043.06	2,314,646.68	2,315,450.00	2,315,450.00	2,322,188.84	199,635.00	2,393,085.00	2,393,085.00	3.35%
Grand Total		(1,000.00)	0.00	0.00	0.00	0.00	0.00	0.00	0.00	

Budget Preparation Report Parameters

Report ID:	ADOPT 2022	3 Stage Only:	Yes	Print Saved Report Description:	No
Version Code:	SSLALL	Year:	2022	Print Summary Page:	No
Period:	1	To:	12		
Column 1 Stage:	TENT	Column 2 Stage:	PRELIM		
Column 3 Stage:	ADOPT	Column 4 Stage:	ADOPT		
Variance:	Original Budget	Against:	Column 3 Stage		
Memo Date:		To:		Use Alt Fund:	No
Description:	Display	Acct Status:	Active	Exclude Revenue Brackets:	No
Summary Only:	No	Column:	None	Grand Totals on Separate Page:	No
Spacing:	Single	Prior Yr Orig Budget:	GL Posted	Display Rank:	Yes
Print:	Blanks	Print Detail: No	Include Accts From Version Only: Yes	Suppress Zero Accts:	No

Account Table:

Alt. Sort Table:

Sort:	Sort	Subtotal	Page Break	Subheading
1	Type	Yes	Yes	Yes

Print Display Description: No

TOWN OF ULSTER

Budget Preparation Report

Fiscal Year: 2022 Period From: 1 To: 12

Account	Description	2019 Actual	2020 Actual	Original 2021 Budget	Adjusted 2021 Budget	2021 Actual Per 1-12	2022 TENT Stage	2022 PRELIM Stage	2022 ADOPT Stage	Variance To ADOPT Stage
Type R	Revenue									
SL1.1001	REAL PROPERTY TAXES - ALBANY AVE. LGHT.	33,456.00	35,238.00	35,238.00	35,238.00	35,238.00	35,238.00	35,238.00	35,238.00	
SL1.5990	APPROPRIATED FUND BALANCE	0.00	0.00	0.00	0.00	0.00				
SL2.1001	REAL PROPERTY TAXES - EAST KINGSTON LGHT. DIST.	8,586.00	8,664.00	8,664.00	8,664.00	8,664.00	8,664.00	8,664.00	8,664.00	
SL2.5990	APPROPRIATED FUND BALANCE	0.00	0.00	0.00	0.00	0.00				
SL3.1001	REAL PROPERTY TAXES - KRAUS FARM LGHT. DIST.	11,097.00	11,456.00	11,456.00	11,456.00	11,456.00	11,456.00	11,456.00	11,456.00	
SL3.5990	APPROPRIATED FUND BALANCE	0.00	0.00	0.00	0.00	0.00				
SL4.1001	REAL PROPERTY TAXES - ELMENDORF LIGHT. DIST.	3,402.00	3,512.00	3,512.00	3,512.00	3,512.00	3,512.00	3,512.00	3,512.00	
SL4.5990	APPROPRIATED FUND BALANCE	0.00	0.00	0.00	0.00	0.00				
SL5.1001	REAL PROPERTY TAXES - WHITTIER LIGHT.DIST.	6,134.00	6,232.00	6,232.00	6,232.00	6,232.00	6,232.00	6,232.00	6,232.00	
SL5.5990	APPROPRIATED FUND BALANCE	0.00	0.00	0.00	0.00	0.00				
SL6.1001	REAL PROPERTY TAXES - SPRING LK.LIGHT.DIST.	2,820.00	2,811.00	2,811.00	2,811.00	2,811.00	2,811.00	2,811.00	2,811.00	
SL6.5990	APPROPRIATED FUND BALANCE	0.00	0.00	0.00	0.00	0.00				
Total Type R	Revenue	(65,495.00)	(67,913.00)	(67,913.00)	(67,913.00)	(67,913.00)	(67,913.00)	(67,913.00)	(67,913.00)	

TOWN OF ULSTER

Budget Preparation Report

Fiscal Year: 2022 Period From: 1 To: 12

Account	Description	2019 Actual	2020 Actual	Original 2021 Budget	Adjusted 2021 Budget	2021 Actual Per 1-12	2022 TENT Stage	2022 PRELIM Stage	2022 ADOPT Stage	Variance To ADOPT Stage
Type E	Expense									
SL1.5182.400	ALBANY AVE. LIGHTING DIST.	24,431.84	25,428.18	35,238.00	35,238.00	22,926.51	35,238.00	35,238.00	35,238.00	
SL2.5182.401	EAST KINGSTON LIGHTING DIST.	7,766.69	8,038.10	8,664.00	8,664.00	7,217.53	8,664.00	8,664.00	8,664.00	
SL3.5182.402	KRAUS FARM LIGHTING DIST.	10,081.17	10,188.64	11,456.00	11,456.00	9,034.70	11,456.00	11,456.00	11,456.00	
SL4.5182.403	ELMENDORF LIGHTING DISTRICT	2,713.14	2,827.62	3,512.00	3,512.00	2,546.03	3,512.00	3,512.00	3,512.00	
SL5.5182.404	WHITTIER LIGHTING DISTRICT	5,358.68	5,599.37	6,232.00	6,232.00	4,853.82	6,232.00	6,232.00	6,232.00	
SL6.5182.405	SPRING LAKE LIGHTING DISTRICT	1,583.60	2,215.77	2,811.00	2,811.00	1,964.59	2,811.00	2,811.00	2,811.00	
Total Type E	Expense	51,935.12	54,297.68	67,913.00	67,913.00	48,543.18	67,913.00	67,913.00	67,913.00	
Grand Total		(13,559.88)	(13,615.32)	0.00	0.00	(19,369.82)	0.00	0.00	0.00	

PERSONNEL BUDGET

**Town of Ulster
Payroll Budget - 2022
General Fund
(All Line Items except Police Department)**

Baseline Budget based upon 2018 Local 17 Contract Plus Adder
(A) Longevity Tier 1 - Calculated at the rate paid in 2021 plus \$200
Tier 2 - Calculated per Schedule in Local 17 Contract

As of November 18, 2021

First Name	Last Name	Job Class Code	WS	Hourly Rate	Hours	Grade	Step	Base	Longevity	Differential	Paid Holidays	Other Comp. (Buyout)	O/T	Total Annual Compensat.
<u>Town Board</u>														
Clayton	VanKleeck	Councilmen	PT					10,400.00	-	-	-	-	-	\$ 10,400.00
Eric	Kitchen	Councilmen	PT					10,400.00	-	-	-	-	-	10,400.00
Rocco	Secreto	Councilmen	PT					10,400.00	-	-	-	-	-	10,400.00
John	Morrow	Councilmen	PT					10,400.00	-	-	-	-	-	10,400.00
<u>Total - Town Board</u>								<u>41,600.00</u>	<u>-</u>	<u>-</u>	<u>-</u>	<u>-</u>	<u>-</u>	<u>41,600.00</u>
<u>Justices' Salaries</u>														
Marsha	Weiss	Town Justice	FT					46,854.00	-	-	-	-	-	46,854.00
Susan	Kesick	Town Justice	FT					46,854.00	-	-	-	-	-	46,854.00
<u>Total - Justices' Salaries</u>								<u>93,707.99</u>	<u>-</u>	<u>-</u>	<u>-</u>	<u>-</u>	<u>-</u>	<u>93,707.99</u>
<u>Clerks' Wages</u>														
Karen	Gorski	Clerk to Justice	FT	18.94	2,080			39,398.74	-	-	-	1,515.34	1,000.00	41,914.07
Marissa	Martino	Clerk to Justice	FT	17.40	2,080			36,185.14	-	-	-	1,391.74	1,000.00	38,576.87
Valerie	Craig	Court Clerk	FT	19.84	2,080	5	5	41,267.20	1,750.00	-	-	1,587.20	1,000.00	45,604.40
Rosanne	Kaznowski	Court Clerk	FT	17.40	2,080	5	3	36,192.00	-	-	-	1,392.00	1,000.00	38,584.00
Partime		Court Clerk	PT	15.00	4,075			61,125.00	-	-	-	-	-	61,125.00
<u>Total - Clerks' Wages</u>								<u>214,168.07</u>	<u>1,750.00</u>	<u>-</u>	<u>-</u>	<u>5,886.27</u>	<u>4,000.00</u>	<u>225,804.34</u>
<u>Court Security</u>														
Part - time Police Officers (2 men - 6.5 Hrs shift)			PT	25.00	1,000			25,000.00	-	-	-	-	-	25,000.00
<u>Supervisor</u>														
James	Quigley	Supervisor	FT		2,080			50,250.00	-	-	-	-	-	50,250.00
<u>Supervisor's Secretary</u>														
Margaret	King	Super Sec.	FT	24.01	2,080	6	5	49,940.80	1,250.00	-	-	1,920.80	5,000.00	58,111.60
<u>P/T Payroll Clerk - (Vacant)</u>														
			PT	16.00	1,040			16,640.00	-	-	-	-	-	16,640.00

Town of Ulster
 Payroll Budget - 2022
 General Fund
 (All Line Items except Police Department)

Baseline Budget based upon 2018 Local 17 Contract Plus Adder
 (A) Longevity Tier 1 - Calculated at the rate paid in 2021 plus \$200
 Tier 2 - Calculated per Schedule in Local 17 Contract

As of November 18, 2021

First Name	Last Name	Job Class Code	WS	Hourly Rate	Hours	Grade	Step	Base	Longevity	Differential	Paid Holidays	Other Comp. (Buyout)	O/T	Total Annual Compensat.
<u>Comptroller</u>														
New Employee		Comptroller	FT	32.50	2,080			67,600.00	-	-	-	-	-	67,600.00
<u>Budget Analyst</u>														
			PT	15.00	-			-	-	-	-	-	-	-
<u>Total - Supervisors Office</u>								184,430.80	1,250.00	-	-	1,920.80	5,000.00	192,601.60
<u>Purchasing Clerk</u>														
Nancy	Gallo	Account Clk / Typ	FT	19.84	2,080	5	5	41,267.20	7,000.00	-	-	3,968.00	500.00	52,735.20
<u>Assessor</u>														
Dan	Baker	Assessor	PT					27,500.00		-	-	-	-	27,500.00
Miranda	Bernholz	Dep. Assessor	FT	29.71	2,080			61,800.00				2,376.92	-	64,176.92
<u>Office Manager</u>														
Mary	Secreto	SDB Clerk	FT	24.01	2,080	6	5	49,940.80	1,750.00	-	-	1,920.80	1,000.00	54,611.60
<u>P/T Clerk</u>														
			PT	15.00	-			-	-	-	-	-	-	-
<u>Total - Assessor's Office</u>								139,240.80	1,750.00	-	-	4,297.72	1,000.00	146,288.52
<u>Town Clerk</u>														
Suzanne	Reavy		FT		2,080			56,225.00	-	-	-	-	-	56,225.00
<u>Deputy Town Clerks</u>														
Lauren	Hommel	Dep Town Clk	FT	19.01	2,080	4	5	39,540.80	-	-	-	1,520.80	-	41,061.60
								-	-	-	-	-	-	-
<u>Total -Town Clerk's Office</u>								95,765.80	-	-	-	1,520.80	-	97,286.60

Town of Ulster
 Payroll Budget - 2022
 General Fund
 (All Line Items except Police Department)

Baseline Budget based upon 2018 Local 17 Contract Plus Adder
 (A) Longevity Tier 1 - Calculated at the rate paid in 2021 plus \$200
 Tier 2 - Calculated per Schedule in Local 17 Contract

As of November 18, 2021

First Name	Last Name	Job Class Code	WS	Hourly Rate	Hours	Grade	Step	Base	Longevity	Differential	Paid Holidays	Other Comp. (Buyout)	O/T	Total Annual Compensat.
<u>Building - Town Hall</u>														
Butch	Loeffler	Custodian	FT	24.01	2,080	6	5	49,940.80	3,200.00	-	-	1,920.80	250.00	55,311.60
Teddy	Mojica	Custodian	FT	17.75	2,080	2	5	36,920.00	1,750.00	-	-	1,420.00	250.00	40,340.00
<u>Total - Building - Town Hall</u>								86,860.80	4,950.00	-	-	3,340.80	500.00	95,651.60
<u>Building Inspector</u>														
Warren	Tutt	MCO	FT	35.26	2,080			73,350.00	-	-	-	2,821.15	-	76,171.15
<u>Assit. Building Inspt.</u>														
James	Bruno	BI I	PT	20.89	2,080	9	2	43,451.20	-	-	-	1,671.20	-	45,122.40
<u>Clerk</u>														
Stacey	Ostrander	Clerk	FT	19.01	2,080	4	5	39,540.80	1,250.00	-	-	1,520.80	-	42,311.60
<u>Fire Inspector - P/T</u>														
TBD		BI II	PT	17.21	1,040			17,898.40	-	-	-	-	-	17,898.40
<u>Total - Building Dept. Office</u>								174,240.40	1,250.00	-	-	6,013.15	-	181,503.55
<u>Transportation - H. Super.</u>														
Frank	Petramale	Hwy Super	FT		2,080			82,784.00	-	-	-	-	-	82,784.00
<u>Park Attendants</u>														
Randy	Sauers	Laborer	FT	18.39	2,080	3	5	38,251.20	-	-	-	-	2,000.00	40,251.20
Various			PT	15.00	3,000			45,000.00	-	-	-	-	-	45,000.00
<u>Parks / Grounds</u>														
Various			PT	15.00	-			-	-	-	-	-	-	-

Town of Ulster
 Payroll Budget - 2022
 General Fund
 (All Line Items except Police Department)

Baseline Budget based upon 2018 Local 17 Contract Plus Adder
 (A) Longevity Tier 1 - Calculated at the rate paid in 2021 plus \$200
 Tier 2 - Calculated per Schedule in Local 17 Contract

As of November 18, 2021

First Name	Last Name	Job Class Code	WS	Hourly Rate	Hours	Grade	Step	Base	Longevity	Differential	Paid Holidays	Other Comp. (Buyout)	O/T	Total Annual Compensat.
Harbor Master														
			PT	15.00	500			7,500.00	-	-	-	-	-	7,500.00
Total Park & Harbor Staff								52,500.00	-	-	-	-	-	52,500.00
Recreation Director														
			PT					-	-	-	-	-	-	-
Recreation Program Pers.														
Various	(21.00)		PT	15.00	5,000			75,000.00	-	-	-	-	-	75,000.00
Total - Rec. Dept.								75,000.00	-	-	-	-	-	75,000.00
Zoning & MCO Inspector														
TBD			FT	22.28	2,080	9	3	46,342.40	-	-	-	1,782.40	750.00	48,874.80
Planning & Zoning - Clerk														
Gabrielle	Perea	Clerk	FT	19.01	2,080	4	5	39,540.80	-	-	-	1,520.80	1,000.00	42,061.60
Planning Board Sec.														
			PT					-	-	-	-	-	-	-
Total Planning & Zoning								85,883.20	-	-	-	3,303.20	1,750.00	90,936.40
Transfer Station - Wages														
Transfer to the Highway Department								60,330.00	-	-	-	-	-	60,330.00
GRAND TOTAL								\$ 1,452,779.06	\$ 17,950.00	\$ -	\$ -	\$ 30,250.75	\$ 12,750.00	\$ 1,513,729.81

Town of Ulster
 Payroll Budget - 2022
 General Fund
 (Police Department)

As of November 18, 2021

First Name	Last Name	Job Class Code	WS	Hourly Rate	Hours	Grade	Step	Base	Longevity	Differential	Paid Holidays	Other Comp. (Buyout)	O/T	Total Annual Compensation
Administration (Headcount - 3)														
Kyle	Berardi	Police Chief	FT	61.85	2,080	X		\$ 128,652.00	\$ -	\$ -	\$ 6,432.60	\$ 13,508.46	\$ -	\$ 148,593.06
James	Gramoglia	Police Lt	FT	50.93	2,080	X		105,935.00	-	-	5,296.75	11,123.18	-	122,354.93
Bonnie	Simmons	Admin. Assist.	FT	24.01	2,080	6	5	49,940.80	5,200.00	-	-	3,841.60	720.30	59,702.70
Total - Administrative								284,527.80	5,200.00	-	11,729.35	28,473.24	720.30	330,650.69
Dispatch (3 shifts * 365 days = 1,095 shifts) (F/T Headcount - 3)														
Tammy - Lynn	Williams	Dispatcher	FT	26.48	1,981	X	8	52,460.00	2,500.00	2,623.00	2,753.47	2,118.06	-	62,454.53
Erin	Litts	Dispatcher	FT	25.21	1,981	X	6	49,734.00	225.00	-	2,622.20	2,017.08	-	54,598.28
A.	Alecca	Dispatcher	FT	19.98	1,981	X	2	39,598.00	-	-	2,078.38	1,598.76	-	43,275.14
Overtime Pool			PT	39.71	250	X		-	-	-	-	-	9,928.39	9,928.39
Part - time	Various (7)	Dispatcher	PT	21.18	4,600	X		97,432.78	-	-	-	-	-	97,432.78
Total - Dispatch								239,224.78	2,725.00	2,623.00	7,454.06	5,733.89	9,928.39	267,689.12
Detective Division (Headcount - 4) (Last Year Headcount - 5)														
Robert	Sykes III	Det. Serg	FT	43.22	1,991	X	10	82,438.00	3,600.00	-	4,494.47	9,053.25	-	99,585.72
Cheryl	Benjamin	Detective	FT	37.76	1,991	X	10	74,944.00	225.00	-	3,926.69	7,909.57	-	87,005.26
William	Moylan	Detective	FT	39.45	1,991	X	10	74,944.00	3,600.00	-	4,103.00	8,264.70	-	90,911.70
Joseph	Trapenese	Detective	FT	39.11	1,991	X	10	74,944.00	2,925.00	-	4,067.74	8,193.67	-	90,130.41
Overtime Pool				77.00	400			-	-	-	-	-	30,800.00	30,800.00
Total - Detective Division								307,270.00	10,350.00	-	16,591.90	33,421.19	30,800.00	398,433.09
SRO														
Daniel	Killian	Police Officer		28.89	1,991	X	5	57,292.00	225.00	-	3,004.58	4,842.13	-	65,363.71

**Town of Ulster
Payroll Budget - 2022
General Fund
(Police Department)**

As of November 18, 2021

First Name	Last Name	Job Class Code	WS	Hourly Rate	Hours	Grade	Step	Base	Longevity	Differential	Paid Holidays	Other Comp. (Buyout)	O/T	Total Annual Compensation
Patrol Division (3 shifts * 3 officers * 365 = 3,285 shifts)														
Full Time Officers (Headcount - 18)						(Last Year Headcount - 17)								
Robert	Crane	Police Sgt	FT	41.64	1,991	X	10	77,955.00	4,950.00	-	4,330.81	6,979.66	-	94,215.47
James	Seyfarth	Police Sgt	FT	40.96	1,991	X	10	77,955.00	3,600.00	-	4,260.29	6,866.02	-	92,681.31
Gary	Short	Police Sgt	FT	40.74	1,991	X	10	77,955.00	3,150.00	-	4,236.78	6,828.14	-	92,169.92
Joseph	Garvila	Police Sgt	FT	47.25	1,991	X	10	77,955.00	3,375.00	12,744.83	4,914.30	7,919.93	-	106,909.06
Kyle	Faulkner	Police Officer	FT	36.95	1,991	X	10	70,869.00	2,700.00	-	3,843.11	6,193.77	-	83,605.88
Fred	Kesick	Police Officer	FT	36.84	1,991	X	10	70,869.00	2,475.00	-	3,831.36	6,174.83	-	83,350.19
Meghan	Sutton	Police Officer	FT	37.18	1,991	X	10	70,869.00	3,150.00	-	3,866.62	6,231.65	-	84,117.27
Michael	Miller	Police Officer	FT	36.27	1,991	X	10	70,869.00	1,350.00	-	3,772.59	6,080.13	-	82,071.72
Ralph	Leiter	Police Officer	FT	34.47	1,991	X	9	67,507.00	1,125.00	-	3,585.21	5,778.10	-	77,995.31
Kevin	Woltman	Police Officer	FT	33.24	1,991	X	8	65,494.00	675.00	-	3,456.55	5,570.68	-	75,196.23
Jonathan	Wolf	Police Officer	FT	32.11	1,991	X	7	63,479.00	450.00	-	3,339.54	5,382.04	-	72,650.58
Sean	Bailey	Police Officer	FT	30.98	1,991	X	6	61,460.00	225.00	-	3,222.31	5,193.07	-	70,100.38
Aaron	Fitzgerald	Police Officer	FT	28.78	1,991	X	5	57,292.00	-	-	2,992.83	4,823.19	-	65,108.02
Thomas	Sickler	Police Officer	FT	28.78	1,991	X	5	57,292.00	-	-	2,992.83	4,823.19	-	65,108.02
Tynan	Rodriguez	Police Officer	FT	27.54	1,991	X	4	54,820.00	-	-	2,863.70	4,615.02	-	62,298.71
Willis	Williamson	Police Officer	FT	26.71	1,991	X	3	53,179.00	-	-	2,777.98	4,476.80	-	60,433.77
Daniel	Odendahl	Police Officer	FT	26.71	1,991	X	3	53,179.00	-	-	2,777.98	4,476.80	-	60,433.77
New Officer		Police Officer	FT	25.87	1,991	X	2	51,500.00	-	-	2,690.27	4,335.38	-	58,525.65
Overtime Pool					1,400			-	-	-	-	-	83,434.26	83,434.26
Total - Full Time Patrol Division								1,180,498.00	27,225.00	12,744.83	63,755.05	102,748.39	83,434.26	1,470,405.53
Part Time Officers (Total Hours limited to 5800)														
Part - time	Various	Police Officer	PT	25.66	5,900		B	151,391.20	-	-	-	-	-	151,391.20
								-	-	-	-	-	11,546.79	11,546.79
Total - Part Time Patrol Division					5,900			151,391.20	-	-	-	-	11,546.79	162,937.98
GRAND TOTAL OF POLICE DEPARTMENT								\$ 2,220,203.78	\$ 45,725.00	\$ 15,367.83	\$ 102,534.94	\$ 175,218.83	\$ 136,429.73	\$ 2,695,480.12

Town of Ulster
 Payroll Budget - 2022
 General Fund
 (Police Department)

As of November 18, 2021

First Name	Last Name	Job Class Code	WS	Hourly Rate	Hours	Grade	Step	Base	Longevity	Differential	Paid Holidays	Other Comp. (Buyout)	O/T	Total Annual Compensation
------------	-----------	----------------	----	-------------	-------	-------	------	------	-----------	--------------	---------------	----------------------	-----	---------------------------

Total Detail								<u>\$ 2,020,925.85</u>	<u>\$ 260,370.77</u>		<u>\$ 102,534.94</u>	<u>\$ 175,218.83</u>	<u>\$ 136,429.73</u>	\$ 2,695,480.12
--------------	--	--	--	--	--	--	--	------------------------	----------------------	--	----------------------	----------------------	----------------------	-----------------

	Adjustment							<u>96,528.62</u>	<u>(20,370.77)</u>		<u>(49,844.94)</u>	<u>(10,883.83)</u>	<u>(15,429.73)</u>	<u>(0.65)</u>
To Specific Budget Lines:								<u>\$ 2,117,455.00</u>	<u>\$ 240,000.00</u>		<u>\$ 52,690.00</u>	<u>\$ 164,335.00</u>	<u>\$ 121,000.00</u>	<u>\$ 2,695,479.47</u>

\$ 2,695,480.00

DWI Task Force	A.3120.102													5,000.00
Traffic Safety Program	A.3120.103													3,135.00
Training	A.3120.106													18,000.00
FT Service Rendered	A.3120.109													-
PT Service Rendered	A.3120.110													-

Sub - Total 26,135.00

Total Police Compensation all Budget Lines \$ 2,721,615.00

To Budget

**Town of Ulster
Payroll Budget - 2022
Highway Fund**

**Baseline Budget based upon 2018 Local 17 Contract Plus Adder
(A) Longevity Tier 1 - Calculated at the rate paid in 2021 plus \$200
Tier 2 - Calculated per Schedule in Local 17 Contract**

As of November 18, 2021

First Name	Last Name	Job Class Code	WS	Hourly Rate	Hours	Grade	Step	Base	Longevity (A)	Differential	Paid Holidays	Other Comp. (Buyout)	O/T	Total Annual Compensation
<u>Dept. Highway Super.</u>														
Charles	Freer	Dept Hwy Sup.	FT	27.48	2,080	10	5	\$ 57,158.40	\$ 4,600.00	\$ 2,500.00	\$ -	\$ 2,375.32	\$ -	\$ 66,633.72
<u>Working Supervisor</u>														
Christopher	Kohler	Rd. Main. Ldr		25.96	2,080	9	5	53,996.80	1,750.00	-	-	2,144.11	-	57,890.91
<u>Administration</u>														
Paula	Perpetua	Sr. Data Clerk	FT	24.01	2,080	6	5	49,940.80	1,250.00	-	-	1,968.88	-	53,159.68
<u>HMEO - 4</u>														
Steven	Dachenhausen	HMEO	FT	25.33	2,080	8	5	52,686.40	7,200.00	-	-	2,303.32	-	62,189.72
Louis	DeFelicis	HMEO	FT	25.33	2,080	8	5	52,686.40	-	-	-	2,026.40	-	54,712.80
Bryan	Gavin	HMEO	FT	25.33	2,080	8	5	52,686.40	1,750.00	-	-	2,093.71	-	56,530.11
James	McGee	HMEO	FT	25.33	2,080	8	5	52,686.40	5,800.00	-	-	2,249.48	-	60,735.88
<u>MEO - 8</u>														
Bryan	Hill	MEO	FT	24.01	2,080	6	5	49,940.80	1,250.00	-	-	1,968.88	-	53,159.68
Joseph	Killian	MEO	FT	24.01	2,080	6	5	49,940.80	-	-	-	1,920.80	-	51,861.60
Zachary	Nerone	MEO	FT	24.01	2,080	6	5	49,940.80	-	-	-	1,920.80	-	51,861.60
Paul	Purvis	MEO	FT	24.01	2,080	6	5	49,940.80	-	-	-	1,920.80	-	51,861.60
Jason	Tremper	MEO	FT	24.01	2,080	6	5	49,940.80	-	-	-	1,920.80	-	51,861.60
Lukas	Boyle	MEO	FT	24.01	2,080	6	5	49,940.80	-	-	-	1,920.80	-	51,861.60
Justin	Judware	MEO	FT	24.01	2,080	6	5	49,940.80	-	-	-	1,920.80	-	51,861.60
Michael	Defiore	MEO	FT	22.62	2,080	6	4	47,049.60	-	-	-	1,809.60	-	48,859.20
<u>Laborer</u>														
		Laborer	PT	15.00	1,040			15,600.00	-	-	-	-	-	15,600.00

**Town of Ulster
Payroll Budget - 2022
Highway Fund**

Baseline Budget based upon 2018 Local 17 Contract Plus Adder
(A) Longevity Tier 1 - Calculated at the rate paid in 2021 plus \$200
Tier 2 - Calculated per Schedule in Local 17 Contract

As of November 18, 2021

First Name	Last Name	Job Class Code	WS	Hourly Rate	Hours	Grade	Step	Base	Longevity (A)	Differential	Paid Holidays	Other Comp. (Buyout)	O/T	Total Annual Compensation	
<u>Overtime</u>															
Summer				45.00	556								25,000.00	25,000.00	
Winter				45.00	1,667								75,000.00	75,000.00	
Differential								-	-	10,000.00	-	-	-	10,000.00	
<u>Total - Highway Labor</u>								<u>784,076.80</u>	<u>23,600.00</u>	<u>12,500.00</u>	<u>-</u>	<u>30,464.49</u>	<u>100,000.00</u>	<u>950,641.29</u>	
<u>Mun. Garage Supervisor</u>															
Matthew	Bechtold	Mun Gar Spr	FT	25.96	2,080	9	5	53,996.80	3,200.00	-	-	2,199.88	-	59,396.68	
<u>Auto Mechanics</u>															
Thomas	Devens	Auto Mech	FT	24.72	2,080	7	5	51,417.60	1,250.00	-	-	2,025.68	-	54,693.28	
William	Goldpaugh	Auto Mech	FT	24.72	2,080	7	5	51,417.60	3,200.00	-	-	2,100.68	-	56,718.28	
Overtime					547			-	-	-	-	-	21,000.00	21,000.00	
<u>Total - Mechanics</u>								<u>156,832.00</u>	<u>7,650.00</u>	<u>-</u>	<u>-</u>	<u>6,326.23</u>	<u>21,000.00</u>	<u>191,808.23</u>	
<u>Seasonal</u>															
Summer Beautification				15.00	2,500			32,500.00	-	-	-	-	-	32,500.00	
Overtime				22.50	44			-	-	-	-	-	1,000.00	1,000.00	
<u>Total - Summer</u>								<u>32,500.00</u>	<u>-</u>	<u>-</u>	<u>-</u>	<u>-</u>	<u>1,000.00</u>	<u>33,500.00</u>	
Winter - Part Time Plowing				23.00	525			12,075.00	-	-	-	-	-	12,075.00	
Overtime				34.50	60			-	-	-	-	-	2,070.00	2,070.00	
<u>Total - Winter</u>								<u>12,075.00</u>	<u>-</u>	<u>-</u>	<u>-</u>	<u>-</u>	<u>2,070.00</u>	<u>14,145.00</u>	
<u>Total - Seasonal</u>								<u>44,575.00</u>	<u>-</u>	<u>-</u>	<u>-</u>	<u>-</u>	<u>3,070.00</u>	<u>47,645.00</u>	
<u>GRAND TOTAL HIGHWAY FUND</u>								\$ 985,483.80	\$ 31,250.00	\$ 12,500.00	\$ -	\$ 36,790.72	\$ 124,070.00	\$ 1,190,094.52	
								\$ 1,066,024.52	Total Wages less O/T						

Town of Ulster
 Payroll Budget - 2022
 Highway Fund

Baseline Budget based upon 2018 Local 17 Contract Plus Adder
 (A) Longevity Tier 1 - Calculated at the rate paid in 2021 plus \$200
 Tier 2 - Calculated per Schedule in Local 17 Contract

As of November 18, 2021

First Name	Last Name	Job Class Code	WS	Hourly Rate	Hours	Grade	Step	Base	Longevity (A)	Differential	Paid Holidays	Other Comp. (Buyout)	O/T	Total Annual Compensation
------------	-----------	----------------	----	-------------	-------	-------	------	------	---------------	--------------	---------------	----------------------	-----	---------------------------

<u>Total Detail:</u>								<u>1,066,024.52</u>					<u>124,070.00</u>	<u>\$ 1,190,094.52</u>
-----------------------------	--	--	--	--	--	--	--	---------------------	--	--	--	--	-------------------	------------------------

<u>To Budget:</u>								<u>\$ 1,066,025.00</u>					<u>\$ 124,070.00</u>	<u>\$ 1,190,095.00</u>
--------------------------	--	--	--	--	--	--	--	------------------------	--	--	--	--	----------------------	------------------------

<u>Breakout of Budget to Departments:</u>														
Summer - Road Maintenance	Allocation		59%					<u>501,878</u>					<u>25,000</u>	
Winter - Snow Removal	Allocation		41%					348,763					75,000	
	P/T Plowing							<u>12,075</u>					<u>2,070</u>	
	Total - Winter							<u>360,838</u>					<u>77,070</u>	437,908
Mechanics								170,808					21,000	
Summer Beautification								<u>32,500</u>					<u>1,000</u>	
Check								<u>\$ 1,066,025</u>					<u>\$ 124,070</u>	<u>\$ 1,190,095</u>

**Town of Ulster
Payroll Budget - 2022
Water Funds**

Baseline Budget based upon 2018 Local 17 Contract Plus Adder
(A) Longevity Tier 1 - Calculated at the rate paid in 2021 plus \$200
Tier 2 - Calculated per Schedule in Local 17 Contract

As of November 18, 2021

First Name	Last Name	Job Class Code	WS	Hourly Rate	Hours	Grade	Step	Base	Longevity	Differential	Paid Holidays	Other Comp. (Buyout)	O/T	Total Annual Compensation	
<u>Superintendent</u>															
John	Rose	WTR SUP UL	FT	-	2,080	Dept Head		\$ 73,350.00	\$ 6,400.00	\$ -	\$ -	\$ 3,067.31	\$ -	\$ 82,817.31	
<u>Dept. Water Super</u>															
Ryan	Weishaupt	WTPO	FT	25.96	2,080	9	5	53,996.80	1,750.00	2,500.00	-	2,144.11	-	60,390.91	
<u>WTPO</u>															
Jason	Krakowski	WTPO	FT	25.96	2,080	9	5	53,996.80	1,250.00	5,524.68	-	2,124.88	-	62,896.36	
Matthew	Molinaro	WTPO	FT	25.96	2,080	9	5	53,996.80	-	-	-	2,076.80	-	56,073.60	
William	Williams	WTPO	FT	25.96	2,080	9	5	53,996.80	5,000.00	-	-	2,269.11	-	61,265.91	
<u>Water / Main Laborer</u>															
Allen	Winchell	W/W Mtc Wk	FT	19.84	2,080	5	5	41,267.20	1,750.00	-	-	1,654.51	-	44,671.71	
<u>Overtime Pool</u>															
				45.00	1,050								47,250.00	47,250.00	
<u>Summer Help</u>															
VACANT		Seasonal	PT	15.00	1,040			15,600.00	-	-	-	-	-	15,600.00	
<u>Clerk</u>															
Kate	Siracusano	Acct Clerk	IT	19.84	1,768	5	5	22,800.13	-	-	-	876.93	-	23,677.06	
<u>GRAND TOTAL WATER FUNDS</u>								\$ 369,004.53	\$ 16,150.00	\$ 8,024.68	\$ -	\$ 14,213.64	\$ 47,250.00	\$ 454,642.84	
								\$ 407,392.84	Total Wages less O/T						

Town of Ulster
 Payroll Budget - 2022
 Water Funds

Baseline Budget based upon 2018 Local 17 Contract Plus Adder
 (A) Longevity Tier 1 - Calculated at the rate paid in 2021 plus \$200
 Tier 2 - Calculated per Schedule in Local 17 Contract

As of November 18, 2021

First Name	Last Name	Job Class Code	WS	Hourly Rate	Hours	Grade	Step	Base	Longevity	Differential	Paid Holidays	Other Comp. (Buyout)	O/T	Total Annual Compensation
------------	-----------	----------------	----	-------------	-------	-------	------	------	-----------	--------------	---------------	----------------------	-----	---------------------------

Total Detail								\$ 407,392.84					\$ 47,250.00	\$ 454,642.84
---------------------	--	--	--	--	--	--	--	----------------------	--	--	--	--	---------------------	----------------------

To Budget:								\$ 407,395.00					\$ 47,250.00	\$ 454,645.00
-------------------	--	--	--	--	--	--	--	----------------------	--	--	--	--	---------------------	----------------------

Allocation to Districts:

Ulster Water				74.50%				\$ 303,509					\$ 35,201	\$ 338,710
Halcyon Park Water				8.00%				32,592					3,780	36,372
Spring Lake Water				5.00%				20,370					2,363	22,733
Bright Acres Water				6.25%				25,462					2,953	28,415
Cherry Hill Water				3.25%				13,240					1,536	14,776
Glenerie Water				1.50%				6,111					709	6,820
East Kingston Water				1.50%				6,111					709	6,820
				<u>100%</u>				<u>\$ 407,395</u>					<u>\$ 47,251</u>	<u>\$ 454,646</u>

**Town of Ulster
Payroll Budget - 2022
Sewer Funds**

Baseline Budget based upon 2018 Local 17 Contract Plus Adder
(A) Longevity Tier 1 - Calculated at the rate paid in 2021 plus \$200
Tier 2 - Calculated per Schedule in Local 17 Contract

As of November 18, 2021

First Name	Last Name	Job Class Code	WS	Hourly Rate	Hours	Grade	Step	Base	Longevity	Differential	Paid Holidays	Other Comp. (Buyout)	O/T	Total Annual Compensation	
<u>Superintendent</u>															
Vincent	Maggiore	Wste Sup U	FT		2,080			\$ 73,350.00	\$ 1,750.00	\$ -	\$ -	2,888.46	\$ -	\$ 77,988.46	
<u>Dept. W/W Super.</u>															
Joshua	Brink	Wste TPO	FT	25.96	2,080	9	5	53,996.80	1,250.00	3,250.00	-	2,124.88	-	60,621.68	
<u>Wastewater TPO</u>															
Thomas	Torelli	Wste TPO	FT	25.96	2,080	9	5	53,996.80	1,750.00	-	-	2,144.11	-	57,890.91	
Sean	Ennis	Wste TPO	FT	25.96	2,080	9	5	53,996.80	-	1,500.00	-	2,076.80	-	57,573.60	
Kyle	Norman	Wste TPO	FT	25.96	2,080	9	5	53,996.80	-	1,500.00	-	2,076.80	-	57,573.60	
<u>W/W MTC</u>															
Keith	Felton	W/W Mtc Wk	FT	19.84	2,080	5	5	41,267.20	-	-	-	1,587.20	-	42,854.40	
Colby	Hesleitner	W/W Mtc Wk	FT	19.84	2,080	5	5	41,267.20	-	-	-	1,587.20	-	42,854.40	
Justin	Sylvester	W/W Mtc Wk	FT	19.84	2,080	5	5	41,267.20	-	1,500.00	-	1,587.20	-	44,354.40	
TBN		W/W Mtc Wk	FT	16.00	2,080	5	2	33,280.00	-	-	-	1,280.00	-	34,560.00	
<u>Overtime Pool</u>															
				45.00	1,150					1,500.00			51,750.00	53,250.00	
<u>Summer Help</u>															
Vacant		Seasonal	PT	15.00	1,040			15,600.00	-	-	-	-	-	15,600.00	
<u>Clerk</u>															
Kate	Siracusano	Acct Clerk	IT	19.84	1,768	5	5	12,276.99	-	-	-	472.19	-	12,749.18	
<u>GRAND TOTAL SEWER FUNDS</u>								\$ 474,295.79	\$ 4,750.00	\$ 9,250.00	\$ -	\$ 17,824.84	\$ 51,750.00	\$ 557,870.63	
								\$ 506,120.63	Total Wages less O/T						

**Town of Ulster
Payroll Budget - 2022
Sewer Funds**

Baseline Budget based upon 2018 Local 17 Contract Plus Adder
(A) Longevity Tier 1 - Calculated at the rate paid in 2021 plus \$200
Tier 2 - Calculated per Schedule in Local 17 Contract

As of November 18, 2021

First Name	Last Name	Job Class Code	WS	Hourly Rate	Hours	Grade	Step	Base	Longevity	Differential	Paid Holidays	Other Comp. (Buyout)	O/T	Total Annual Compensation
------------	-----------	----------------	----	-------------	-------	-------	------	------	-----------	--------------	---------------	----------------------	-----	---------------------------

Total Detail								\$ 506,120.63					\$ 51,750.00	\$ 557,870.63
---------------------	--	--	--	--	--	--	--	----------------------	--	--	--	--	---------------------	----------------------

To Budget:								\$ 506,125					\$ 51,750	\$ 557,875
-------------------	--	--	--	--	--	--	--	-------------------	--	--	--	--	------------------	-------------------

Allocation to Districts:

Whittier Sewer				9%				\$ 45,551					\$ 4,658	\$ 50,209
Ulster Sewer				89.50%				452,982					46,316	499,298
Washington Ave. Sewer				1.50%				7,592					776	8,368
				100%				\$ 506,125					\$ 51,750	\$ 557,875

BENEFIT'S BUDGET

Town of Ulster
 Payroll Budget - 2022
 General Fund
 (All Line Items except Polic

E	1		Employee Medical Deduction		Ind.	Family
E	2	18.00%	1	Hired Before 6/6/2013 - Fixed	\$ 1,600.00	\$ 1,600.00
E	3	12.90%	2	Hired between 1 and 12/31/2014 - 15% with Ma	2,100.00	3,100.00
E	4	12.90%	3	Hired after 12/31/2014 - 15% with Max	2,400.00	3,400.00
E	5	11.00%	4	Elected Officials - 10% of Total Premiums		
E	6	8.10%				

As of November 18, 2021

First Name	Last Name	Social Security - 7.65%	Workmen's Comp. Ins.	Pension Wage Base	Plan	Tier	Pension Contribution	Medical Insurance	Medical Insurance (Contrib.)	Medical Insurance Buyout	Dental & Eyeglass	Sick Days	Sick Days Accrual
------------	-----------	-------------------------	----------------------	-------------------	------	------	----------------------	-------------------	------------------------------	--------------------------	-------------------	-----------	-------------------

Town Board

Clayton	VanKleeck	\$ 795.60	\$ 473.20	10,400.00	E	6	\$ 842.40	4	\$ 28,886.16	(3,037.72)	\$ -	\$ 1,491.04	-	\$ -
Eric	Kitchen	795.60	473.20	10,400.00	E	4	1,341.60	4	34,200.72	(3,569.18)	-	1,491.04	-	-
Rocco	Secreto	795.60	473.20	10,400.00	E	4	1,341.60	4	-	-	-	-	-	-
John	Morrow	795.60	473.20	10,400.00	R		-	4	28,886.16	(3,037.72)	-	1,491.04	-	-
Total - Town Board		<u>3,182.40</u>	<u>1,892.80</u>	<u>41,600.00</u>			<u>3,525.60</u>		<u>91,973.04</u>	<u>(9,644.62)</u>	<u>-</u>	<u>4,473.13</u>		

Justices' Salaries

Marsha	Weiss	3,584.33	2,131.86	46,854.00	E	3	6,044.17	4	28,886.16	(3,037.72)	-	1,491.04	-	-
Susan	Kesick	3,584.33	2,131.86	46,854.00	E	R	-		14,442.96	(1,498.68)	-	543.83	-	-
Total - Justices' Salaries		<u>7,168.66</u>	<u>4,263.71</u>	<u>93,707.99</u>			<u>6,044.17</u>		<u>43,329.12</u>	<u>(4,536.40)</u>	<u>-</u>	<u>2,034.87</u>		

Clerks' Wages

Karen	Gorski	3,206.43	1,907.09	40,398.74	E	6	3,272.30	3	34,200.72	(3,100.00)	-	1,491.04	18	2,727.60
Marissa	Martino	2,951.13	1,755.25	37,185.14	E	6	3,012.00		14,442.96	-	-	543.83	18	2,505.12
Valerie	Craig	3,488.74	2,075.00	44,017.20	E	4	5,678.22	1	14,442.96	(1,600.00)	-	543.83	18	2,978.11
Rosanne	Kaznowski	2,951.68	1,755.57	37,192.00	E	5	4,091.12		-	-	2,500.00	-	18	2,505.60
Parttime		4,676.06	2,781.19	61,125.00	E	5	6,723.75		-	-	-	-		-
Total - Clerks' Wages		<u>17,274.03</u>	<u>10,274.10</u>	<u>219,918.07</u>			<u>22,777.38</u>		<u>63,086.64</u>	<u>(4,700.00)</u>	<u>2,500.00</u>	<u>2,578.70</u>		<u>10,716.44</u>

Court Security

Part - time Police Officers (2 men -		1,912.50	1,137.50	25,000.00	P	4	6,525.00		-	-	-	-		-
--------------------------------------	--	----------	----------	-----------	---	---	----------	--	---	---	---	---	--	---

Supervisor

James	Quigley	3,844.13	2,286.38	50,250.00	E	5	5,527.50	4	28,886.16	(3,037.72)	-	1,491.04	-	-
-------	---------	----------	----------	-----------	---	---	----------	---	-----------	------------	---	----------	---	---

Supervisor's Secretary

Margaret	King	4,445.54	2,644.08	56,190.80	E	5	6,180.99	1	14,442.96	(1,600.00)	-	543.83	18	3,543.98
----------	------	----------	----------	-----------	---	---	----------	---	-----------	------------	---	--------	----	----------

P/T Payroll Clerk - (Vacant)

		1,272.96	757.12	16,640.00	E	5	1,830.40		-	-	-	-	-	-
--	--	----------	--------	-----------	---	---	----------	--	---	---	---	---	---	---

Town of Ulster
 Payroll Budget - 2022
 General Fund
 (All Line Items except Polic

		Employee Medical Deduction		Ind.	Family
E 1					
E 2	18.00%	1	Hired Before 6/6/2013 - Fixed	\$ 1,600.00	\$ 1,600.00
E 3	12.90%	2	Hired between 1 and 12/31/2014 - 15% with Ma	2,100.00	3,100.00
E 4	12.90%	3	Hired after 12/31/2014 - 15% with Max	2,400.00	3,400.00
E 5	11.00%	4	Elected Officials - 10% of Total Premiums		
E 6	8.10%				

As of November 18, 2021

7.65%	4.55%
-------	-------

First Name	Last Name	Social Security - 7.65%	Workmen's Comp. Ins.	Pension Wage Base	Plan	Tier	Pension Contribution	Medical Insurance	Medical Insurance (Contrib.)	Medical Insurance Buyout	Dental & Eyeglass	Sick Days	Sick Days Accrual	
Comptroller														
New Employee		5,171.40	3,075.80	67,600.00	E	5	7,436.00	3	34,200.72	(3,100.00)	-	1,491.04	18	4,680.00
Budget Analyst														
		-	-	-	E	6	-		-	-	-	-	-	-
Total - Supervisors Office		<u>14,734.02</u>	<u>8,763.37</u>	<u>190,680.80</u>			<u>20,974.89</u>		<u>77,529.84</u>	<u>(7,737.72)</u>	<u>-</u>	<u>3,525.91</u>		<u>8,223.98</u>
Purchasing Clerk														
Nancy	Gallo	<u>4,034.24</u>	<u>2,399.45</u>	<u>48,767.20</u>	E	3	<u>6,290.97</u>	1	<u>28,886.16</u>	<u>(1,600.00)</u>	<u>-</u>	<u>1,491.04</u>	18	<u>3,341.58</u>
Assessor														
Dan	Baker	2,103.75	1,251.25	27,500.00	E	4	3,547.50	1	-	-	-	-	-	-
Miranda	Bernholz	4,909.53	2,920.05	61,800.00	E	4	7,972.20	1	34,200.72	(3,400.00)	-	543.83	18	4,278.46
Office Manager														
Mary	Secreto	4,177.79	2,484.83	52,690.80	E	4	6,797.11	1	32,575.56	(1,600.00)	-	1,491.04	18	3,578.59
P/T Clerk														
		-	-	-	E	5	-		-	-	-	-	-	-
Total - Assessor's Office		<u>11,191.07</u>	<u>6,656.13</u>	<u>141,990.80</u>			<u>18,316.81</u>		<u>66,776.28</u>	<u>(5,000.00)</u>	<u>-</u>	<u>2,034.87</u>		<u>7,857.06</u>
Town Clerk														
Suzanne	Reavy	4,301.21	2,558.24	56,225.00	E	4	7,253.02		-	-	-	-	-	-
Deputy Town Clerks														
Lauren	Hommel	3,141.21	1,868.30	39,540.80	E	6	3,202.80	3	14,442.96	(2,100.00)	-	543.83	18	2,737.44
		-	-	-			-		-	-	-	-	-	-
Total -Town Clerk's Office		<u>7,442.42</u>	<u>4,426.54</u>	<u>95,765.80</u>			<u>10,455.83</u>		<u>14,442.96</u>	<u>(2,100.00)</u>	<u>-</u>	<u>543.83</u>		<u>2,737.44</u>

Town of Ulster
 Payroll Budget - 2022
 General Fund
 (All Line Items except Polic

E	1		Employee Medical Deduction		Ind.	Family
E	2	18.00%	1	Hired Before 6/6/2013 - Fixed	\$ 1,600.00	\$ 1,600.00
E	3	12.90%	2	Hired between 1 and 12/31/2014 - 15% with Ma	2,100.00	3,100.00
E	4	12.90%	3	Hired after 12/31/2014 - 15% with Max	2,400.00	3,400.00
E	5	11.00%	4	Elected Officials - 10% of Total Premiums		
E	6	8.10%				

As of November 18, 2021

7.65%	4.55%
-------	-------

First Name	Last Name	Social Security - 7.65%	Workmen's Comp. Ins.	Pension Wage Base	Plan	Tier	Pension Contribution	Medical Insurance	Medical Insurance (Contrib.)	Medical Insurance Buyout	Dental & Eyeglass	Sick Days	Sick Days Accrual
------------	-----------	-------------------------	----------------------	-------------------	------	------	----------------------	-------------------	------------------------------	--------------------------	-------------------	-----------	-------------------

Building - Town Hall

Butch	Loeffler	4,231.34	2,516.68	53,390.80	E	4	6,887.41	1	28,886.16	(1,600.00)	1,491.04	18	3,678.98
Teddy	Mojica	3,086.01	1,835.47	38,920.00	E	4	5,020.68	1	32,575.56	(1,600.00)	1,491.04	18	2,677.15
Total - Building - Town Hall		7,317.35	4,352.15	92,310.80			11,908.09		61,461.72	(3,200.00)	2,982.08		6,356.13

Building Inspector

Warren	Tutt	5,827.09	3,465.79	73,350.00	E	6	5,941.35	3	34,200.72	(3,400.00)	1,491.04	18	5,078.08
--------	------	----------	----------	-----------	---	---	----------	---	-----------	------------	----------	----	----------

Assit. Building Inspt.

James	Bruno	3,451.86	2,053.07	43,451.20	E	5	4,779.63	3	34,200.72	(3,400.00)	1,491.04	18	3,008.16
-------	-------	----------	----------	-----------	---	---	----------	---	-----------	------------	----------	----	----------

Clerk

Stacey	Ostrander	3,236.84	1,925.18	40,790.80	E	4	5,262.01	1	28,886.16	(1,600.00)	1,491.04	18	2,823.98
--------	-----------	----------	----------	-----------	---	---	----------	---	-----------	------------	----------	----	----------

Fire Inspector - P/T

TBD		1,369.23	814.38	17,898.40	E	2	3,221.71		-	-	-	-	-
-----	--	----------	--------	-----------	---	---	----------	--	---	---	---	---	---

Total - Building Dept. Office

		13,885.02	8,258.41	175,490.40			19,204.71		97,287.60	(8,400.00)	4,473.13		10,910.22
--	--	------------------	-----------------	-------------------	--	--	------------------	--	------------------	-------------------	-----------------	--	------------------

Transportation - H. Super.

Frank	Petramale	6,332.98	3,766.67	82,784.00	E	4	10,679.14	4	28,886.16	(3,037.72)	1,491.04	-	-
-------	-----------	----------	----------	-----------	---	---	-----------	---	-----------	------------	----------	---	---

Park Attendants

Randy	Sauers	3,079.22	1,831.43	40,251.20	E	6	3,260.35	3	28,886.16	(3,400.00)	1,491.04	18	2,648.16
Various		3,442.50	2,047.50	45,000.00	E	5	4,950.00		-	-	-		-

Parks / Grounds

Various		-	-	-	E	5	-		-	-	-		-
---------	--	---	---	---	---	---	---	--	---	---	---	--	---

Town of Ulster
 Payroll Budget - 2022
 General Fund
 (All Line Items except Polic

E	1		Employee Medical Deduction		Ind.	Family
E	2	18.00%	1	Hired Before 6/6/2013 - Fixed	\$ 1,600.00	\$ 1,600.00
E	3	12.90%	2	Hired between 1 and 12/31/2014 - 15% with Ma	2,100.00	3,100.00
E	4	12.90%	3	Hired after 12/31/2014 - 15% with Max	2,400.00	3,400.00
E	5	11.00%	4	Elected Officials - 10% of Total Premiums		
E	6	8.10%				

As of November 18, 2021

7.65%	4.55%
-------	-------

First Name	Last Name	Social Security - 7.65%	Workmen's Comp. Ins.	Pension Wage Base	Plan	Tier	Pension Contribution	Medical Insurance	Medical Insurance (Contrib.)	Medical Insurance Buyout	Dental & Eyeglass	Sick Days	Sick Days Accrual
Harbor Master													
		573.75	341.25	-			-	-	-	-	-	-	-
Total Park & Harbor Staff		4,016.25	2,388.75	45,000.00			4,950.00	-	-	-	-	-	-
Recreation Director													
		-	-	-	E	5	-	-	-	-	-	-	-
Recreation Program Pers.													
Various	(21.00)	5,737.50	3,412.50	75,000.00	E	5	8,250.00	-	-	-	-	-	-
Total - Rec. Dept.		5,737.50	3,412.50	75,000.00			8,250.00	-	-	-	-	-	-
Zoning & MCO Inspector													
TBD		3,738.92	2,223.80	47,092.40	E	6	3,814.48	3	34,200.72	(3,400.00)	1,491.04	18	3,208.32
Planning & Zoning - Clerk													
Gabrielle	Perea	3,217.71	1,913.80	40,540.80	E	6	3,283.80	3	28,886.16	(1,800.00)	543.83	18	2,737.44
Planning Board Sec.													
		-	-	-	E	4	-	-	-	-	-	-	-
Total Planning & Zoning		6,956.63	4,137.61	87,633.20			7,098.29		63,086.88	(5,200.00)	2,034.87		5,945.76
Transfer Station - Wages													
Transfer to the Highway Departm		4,615.25	2,745.02	60,330.00	E	4	7,782.57		-	-	-	-	-
GRAND TOTAL		\$ 115,800.33	\$ 68,874.71	\$ 1,475,979.06			\$ 164,783.44		\$ 636,746.39	\$ (55,156.46)	\$ 2,500.00	\$ 27,663.48	\$ 56,088.60

Town of Ulster
 Payroll Budget - 2022
 General Fund
 (All Line Items except Polic

E	1	Employee Medical Deduction		Ind.	Family
E	2 18.00%	1 Hired Before 6/6/2013 - Fixed		\$ 1,600.00	\$ 1,600.00
E	3 12.90%	2 Hired between 1 and 12/31/2014 - 15% with Ma		2,100.00	3,100.00
E	4 12.90%	3 Hired after 12/31/2014 - 15% with Max		2,400.00	3,400.00
E	5 11.00%	4 Elected Officials - 10% of Total Premiums			
E	6 8.10%				

As of November 18, 2021 7.65% 4.55%

First Name	Last Name	Social Security - 7.65%	Workmen's Comp. Ins.	Pension Wage Base	Plan	Tier	Pension Contribution	Medical Insurance	Medical Insurance (Contrib.)	Medical Insurance Buyout	Dental & Eyeglass	Sick Days	Sick Days Accrual
------------	-----------	-------------------------	----------------------	-------------------	------	------	----------------------	-------------------	------------------------------	--------------------------	-------------------	-----------	-------------------

<u>Total Detail:</u>	<u>\$ 115,800.33</u>	<u>\$ 68,874.71</u>	<u>\$ 1,475,979.06</u>	<u>\$ 164,783.44</u>				17,000.00	<u>\$ 653,746.39</u>	<u>\$ (55,156.46)</u>	<u>\$ 2,500.00</u>	<u>\$ 27,663.48</u>		<u>\$ 56,088.60</u>
									<u>\$ 628,753.42</u>	Total Medical Budget		Adjustment		<u>(16,088.60)</u>
<u>To Budget:</u>	<u>\$ 115,800.00</u>	<u>\$ 68,875.00</u>		<u>\$ 164,785.00</u>			<u>\$ 628,755.00</u>			1.58				<u>\$ 40,000.00</u>

Allocation:

Court	\$ 6,525.50
ERS	<u>158,259.50</u>
Total	<u>\$ 164,785.00</u>

Town of Ulster
Payroll Budget - 2022
General Fund
(Police Department)

P - PFRS Plan 384-e

2	29.90%
3	29.70%
5	26.10%
6	28.50%

As of November 18, 2021

7.65%	4.55%
-------	-------

\$ (1,950.00)

First Name	Last Name	Social Security - 7.65%	Workmen's Comp. Ins.	Pension Wage Base	Plan	Tier	Pension Contribution	Medical Insurance	Medical Insurance (Contrib.)	Medical Insurance Buyout	Dental & Eyeglass	Sick Days	Sick Days Accrual
------------	-----------	-------------------------	----------------------	-------------------	------	------	----------------------	-------------------	------------------------------	--------------------------	-------------------	-----------	-------------------

Administration (Headcount - 3)

Kyle	Berardi	\$ 11,367.37	\$ 6,760.98	\$ 135,084.60	P	2	40,390.30	34,200.72	(1,950.00)	-	1,491.04	18	8,906.68
James	Gramoglia	9,360.15	5,567.15	111,231.75	P	2	33,258.29	34,200.72	(1,950.00)	-	1,491.04	18	7,333.96
Bonnie	Simmons	4,567.26	2,716.47	55,861.10	E	4	7,206.08	32,575.56	(1,600.00)	-	1,491.04	18	3,817.44

Total - Administrative

25,294.78	15,044.61	302,177.45	80,854.67	100,977.00	(5,500.00)	-	4,473.13	54.00	20,058.08
------------------	------------------	-------------------	------------------	-------------------	-------------------	----------	-----------------	--------------	------------------

Dispatch (3 shifts * 365 days = 1)

Tammy - Lynn	Williams	4,777.77	2,841.68	60,336.47	E	4	7,783.40	34,200.72	(1,950.00)	-	1,491.04	18	4,184.81
Erin	Litts	4,176.77	2,484.22	52,581.20	E	6	4,259.08	14,278.57	(1,950.00)	-	543.83	18	3,630.74
A.	Alecca	3,310.55	1,969.02	41,676.38	E	6	3,375.79	14,278.57	(1,950.00)	-	543.83	18	2,877.76
Overtime Pool		759.52	451.74	9,928.39	E	4	1,280.76	-	-	-	-	-	-
Part - time	Various (7)	7,453.61	4,433.19	97,432.78	E	5	10,717.61	-	-	-	-	-	-

Total - Dispatch

20,478.22	12,179.85	261,955.23	27,416.64	62,757.87	(5,850.00)	-	2,578.70	54.00	10,693.31
------------------	------------------	-------------------	------------------	------------------	-------------------	----------	-----------------	--------------	------------------

Detective Division (Headcount - 4)

Robert	Sykes III	7,618.31	4,531.15	90,532.47	P	2	27,069.21	34,200.72	(1,950.00)	-	1,491.04	18	6,223.11
Cheryl	Benjamin	6,655.90	3,958.74	79,095.69	P	2	23,649.61	14,442.96	(1,950.00)	-	543.83	18	5,436.96
William	Moylan	6,954.74	4,136.48	82,647.00	P	2	24,711.45	32,575.56	(1,950.00)	-	1,491.04	18	5,681.07
Joseph	Trapenese	6,894.98	4,100.93	81,936.74	P	2	24,499.08	34,200.72	(1,950.00)	-	1,491.04	18	5,632.25
Overtime Pool		2,356.20	1,401.40	30,800.00	P	2	9,209.20	-	-	-	-	-	-

Total - Detective Division

30,480.13	18,128.71	365,011.90	109,138.56	115,419.96	(7,800.00)	-	5,016.96	72.00	22,973.40
------------------	------------------	-------------------	-------------------	-------------------	-------------------	----------	-----------------	--------------	------------------

SRO

Daniel	Killian	5,000.32	2,974.05	60,521.58	P	6	17,248.65	14,442.96	(1,950.00)	-	543.83	18	4,160.19
--------	---------	----------	----------	-----------	---	---	-----------	-----------	------------	---	--------	----	----------

Town of Ulster
 Payroll Budget - 2022
 General Fund
 (Police Department)

P - PFRS Plan 384-e

2	29.90%
3	29.70%
5	26.10%
6	28.50%

As of November 18, 2021

7.65%	4.55%
-------	-------

\$ (1,950.00)

First Name	Last Name	Social Security - 7.65%	Workmen's Comp. Ins.	Pension Wage Base	Plan	Tier	Pension Contribution	Medical Insurance	Medical Insurance (Contrib.)	Medical Insurance Buyout	Dental & Eyeglass	Sick Days	Sick Days Accrual
------------	-----------	-------------------------	----------------------	-------------------	------	------	----------------------	-------------------	------------------------------	--------------------------	-------------------	-----------	-------------------

Patrol Division (3 shifts * 3 office

Full Time Officers (Headcount - 1

Robert	Crane	7,207.48	4,286.80	87,235.81	P	2	26,083.51	34,200.72	(1,950.00)	-	1,491.04	18	5,996.50
James	Seyfarth	7,090.12	4,217.00	85,815.29	P	2	25,658.77	32,575.56	(1,950.00)	-	1,491.04	18	5,898.86
Gary	Short	7,051.00	4,193.73	85,341.78	P	2	25,517.19	32,575.56	(1,950.00)	-	1,491.04	18	5,866.31
Joseph	Garvila	8,178.54	4,864.36	98,989.13	P	2	29,597.75	20,700.72	(1,950.00)	-	1,491.04	18	6,804.42
Kyle	Faulkner	6,395.85	3,804.07	77,412.11	P	2	23,146.22	32,575.56	(1,950.00)	-	1,491.04	18	5,321.23
Fred	Kesick	6,376.29	3,792.43	77,175.36	P	2	23,075.43	34,200.72	(1,950.00)	-	1,491.04	18	5,304.96
Meghan	Sutton	6,434.97	3,827.34	77,885.62	P	2	23,287.80	14,278.57	(1,950.00)	-	1,491.04	18	5,353.78
Michael	Miller	6,278.49	3,734.26	75,991.59	P	5	19,833.81	14,442.96	(1,950.00)	-	1,491.04	18	5,223.59
Ralph	Leiter	5,966.64	3,548.79	72,217.21	P	6	20,581.91	32,575.56	(1,950.00)	-	1,491.04	18	4,964.14
Kevin	Woltman	5,752.51	3,421.43	69,625.55	P	6	19,843.28	14,278.57	(1,950.00)	-	543.83	18	4,785.99
Jonathan	Wolf	5,557.77	3,305.60	67,268.54	P	6	19,171.53	14,442.96	(1,950.00)	-	543.83	18	4,623.97
Sean	Bailey	5,362.68	3,189.57	64,907.31	P	6	18,498.58	32,575.56	(1,950.00)	-	1,491.04	18	4,461.67
Aaron	Fitzgerald	4,980.76	2,962.41	60,284.83	P	6	17,181.18	14,278.57	(1,950.00)	-	543.83	18	4,143.92
Thomas	Sickler	4,980.76	2,962.41	60,284.83	P	6	17,181.18	34,200.72	(1,950.00)	-	1,491.04	18	4,143.92
Tynan	Rodriguez	4,765.85	2,834.59	57,683.70	P	6	16,439.85	14,442.96	(1,950.00)	-	543.83	18	3,965.12
Willis	Williamson	4,623.18	2,749.74	55,956.98	P	6	15,947.74	28,886.16	(1,950.00)	-	1,491.04	18	3,846.43
Daniel	Odendahl	4,623.18	2,749.74	55,956.98	P	2	16,731.14	14,442.96	(1,950.00)	-	543.83	18	3,846.43
New Officer		4,477.21	2,662.92	54,190.27	P	2	16,202.89	34,200.72	(1,950.00)	-	1,491.04	18	3,724.99
Overtime Pool		6,382.72	3,796.26	83,434.26	P	2	24,946.84	-	-	-	-	-	-

Total - Full Time Patrol Division	112,486.02	66,903.45	1,367,657.14	398,926.60	449,875.10	(35,100.00)	-	22,102.70	324.00	88,276.22
--	-------------------	------------------	---------------------	-------------------	-------------------	--------------------	----------	------------------	---------------	------------------

Part Time Officers (Total Hours I

Part - time	Various	11,581.43	6,888.30	151,391.20	P	2	45,265.97	-	-	-	-	-	-
		883.33	525.38	11,546.79	P	2	3,452.49	-	-	-	-	-	-
Total - Part Time Patrol Division		12,464.76	7,413.68	162,937.98			48,718.46	-	-	-	-	-	-

GRAND TOTAL OF POLICE DEPA	\$ 206,204.23	\$ 122,644.35	2,520,261	\$ 682,303.57	\$ 743,472.88	\$ (56,200.00)	\$ -	\$ 34,715.31	\$ 522.00	\$ 146,161.21
-----------------------------------	----------------------	----------------------	------------------	----------------------	----------------------	-----------------------	-------------	---------------------	------------------	----------------------

Town of Ulster
 Payroll Budget - 2022
 General Fund
 (Police Department)

P - PFRS Plan 384-e

2	29.90%
3	29.70%
5	26.10%
6	28.50%

As of November 18, 2021

7.65%	4.55%
-------	-------

\$ (1,950.00)

First Name	Last Name	Social Security - 7.65%	Workmen's Comp. Ins.	Pension Wage Base	Plan	Tier	Pension Contribution	Medical Insurance	Medical Insurance (Contrib.)	Medical Insurance Buyout	Dental & Eyeglass	Sick Days	Sick Days Accrual
------------	-----------	-------------------------	----------------------	-------------------	------	------	----------------------	-------------------	------------------------------	--------------------------	-------------------	-----------	-------------------

Total Detail		\$ 206,204.23	\$ 122,644.35				\$ 682,303.57	\$ 758,472.88	\$ (56,200.00)	\$ -	\$ 34,715.31		\$ 146,161.21
--------------	--	---------------	---------------	--	--	--	---------------	---------------	----------------	------	--------------	--	---------------

15,000.00 Drug Test , Physicals

To Specific Budget Lines:

DWI Task Force	382.50	227.50	5,000.00	P	2	1,495.00							
Traffic Safety Program	239.83	142.64	3,135.00	P	2	937.37							
Training	1,377.00	819.00	18,000.00	P	2	5,382.00							
FT Service Rendered	-	-	-	P	2	-							
PT Service Rendered	-	-	-	P	2	-							

Sub - Total	1,999.33	1,189.14				7,814.37							
-------------	----------	----------	--	--	--	----------	--	--	--	--	--	--	--

Total Police Compensation all Bu	\$ 208,203.56	\$ 123,833.49				\$ 690,117.94	\$ 758,472.88	\$ (56,200.00)	\$ -	\$ 34,715.31			(106,161.21)
----------------------------------	---------------	---------------	--	--	--	---------------	---------------	----------------	------	--------------	--	--	--------------

							\$ 736,988	Total Medical Insurance Budget					
--	--	--	--	--	--	--	------------	--------------------------------	--	--	--	--	--

To Budget	\$ 208,205	\$ 123,835				\$ 690,250	\$ 737,000						
-----------	------------	------------	--	--	--	------------	------------	--	--	--	--	--	--

Allocation	
\$ 655,627	PFRS
34,623	ERS
\$ 690,250	

Town of Ulster
Payroll Budget - 2022
Highway Fund

E	1	0.00%	Employee Medical Deduction			Ind.	Family
E	2	18.00%	1 Hired Before 6/6/2013 - Fixed			\$ 1,600.00	\$ 1,600.00
E	3	12.90%	2 Hired between 1 and 12/31/2014 - 15% with Max			2,100.00	3,100.00
E	4	12.90%	3 Hired after 12/31/2014 - 15% with Max			2,400.00	3,400.00
E	5	11.00%					
E	6	8.10%					

As of November 18, 2021

First Name	Last Name	Social Security - 7.65%	Workmen's Comp. Ins. 4.55%	Pension Wage Base	Plan	Tier	Pension Contribution	Tier	Medical Insurance	Medical Insurance (Contrib.)	Medical Insurance Buyout	Dental & Eyeglass	Sick Days	Sick Days Accrual
------------	-----------	-------------------------	----------------------------	-------------------	------	------	----------------------	------	-------------------	------------------------------	--------------------------	-------------------	-----------	-------------------

Dept. Highway Super.

Charles Freer \$ 5,097.48 \$ 3,031.83 \$ 64,258.40 E 4 \$ 8,289.33 1 \$ - \$ - \$ 2,500.00 \$ - 18 \$ 4,275.58

Working Supervisor

Christopher Kohler 4,428.65 2,634.04 55,746.80 E 4 7,191.34 1 32,575.56 (1,600.00) - 1,491.04 18 3,859.39

Administration

Paula Perpetua 4,066.72 2,418.77 51,190.80 E 4 6,603.61 1 34,200.72 (1,600.00) - 1,491.04 18 3,543.98

HMEO - 4

Steven Dachenhausen 4,757.51 2,829.63 59,886.40 E 4 7,725.35 1 32,575.56 (1,600.00) - 1,491.04 18 4,145.98
 Louis DeFelicis 4,185.53 2,489.43 52,686.40 E 5 5,795.50 2 34,200.72 (3,100.00) - 1,491.04 18 3,647.52
 Bryan Gavin 4,324.55 2,572.12 54,436.40 E 4 7,022.30 1 28,886.16 (1,600.00) - 1,491.04 18 3,768.67
 James McGee 4,646.29 2,763.48 58,486.40 E 4 7,544.75 1 34,200.72 (1,600.00) - 1,491.04 18 4,049.06

MEO - 8

Bryan Hill 4,066.72 2,418.77 51,190.80 E 4 6,603.61 1 32,575.56 (1,600.00) - 1,491.04 18 3,543.98
 Joseph Killian 3,967.41 2,359.70 49,940.80 E 6 4,045.20 2 14,442.96 (2,400.00) - 543.83 18 3,457.44
 Zachary Nerone 3,967.41 2,359.70 49,940.80 E 6 4,045.20 3 - (81.57) 2,500.00 543.83 18 3,457.44
 Paul Purvis 3,967.41 2,359.70 49,940.80 E 6 4,045.20 2 28,886.16 (3,100.00) - 1,491.04 18 3,457.44
 Jason Tremper 3,967.41 2,359.70 49,940.80 E 5 5,493.49 2 14,442.96 - 2,500.00 543.83 18 3,457.44
 Lukas Boyle 3,967.41 2,359.70 49,940.80 E 5 5,493.49 3 14,442.96 (2,400.00) - 543.83 18 3,457.44
 Justin Judware 3,967.41 2,359.70 49,940.80 E 5 5,493.49 3 14,442.96 (2,400.00) - 543.83 18 3,457.44
 Michael Defiore 3,737.73 2,223.09 47,049.60 E 6 3,811.02 3 14,442.96 - 2,500.00 543.83 18 3,257.28

Laborer

1,193.40 709.80 15,600.00 E 6 1,263.60 - - - - -

Town of Ulster
Payroll Budget - 2022
Highway Fund

E	1	0.00%	Employee Medical Deduction			Ind.	Family
E	2	18.00%	1	Hired Before 6/6/2013 - Fixed	\$ 1,600.00	\$ 1,600.00	
E	3	12.90%	2	Hired between 1 and 12/31/2014 - 15% with Max	2,100.00	3,100.00	
E	4	12.90%	3	Hired after 12/31/2014 - 15% with Max	2,400.00	3,400.00	
E	5	11.00%					
E	6	8.10%					

As of November 18, 2021

First Name	Last Name	Social Security - 7.65%	Workmen's Comp. Ins. 4.55%	Pension Wage Base	Plan	Tier	Pension Contribution	Tier	Medical Insurance	Medical Insurance (Contrib.)	Medical Insurance Buyout	Dental & Eyeglass	Sick Days	Sick Days Accrual
------------	-----------	-------------------------	----------------------------	-------------------	------	------	----------------------	------	-------------------	------------------------------	--------------------------	-------------------	-----------	-------------------

Overtime

Summer	1,912.50	1,137.50	25,000.00	5	2,750.00	-	-	-	-	-	-	-	-	-
Winter	5,737.50	3,412.50	75,000.00	5	8,250.00	-	-	-	-	-	-	-	-	-
Differential	765.00	455.00	10,000.00	5	1,100.00	-	-	-	-	-	-	-	-	-
Total - Highway Labor	72,724.06	43,254.18	920,176.80		102,566.48	330,315.95	(23,081.57)	10,000.00	15,191.32					54,836.09

Mun. Garage Supervisor

Matthew	Bechtold	4,543.85	2,702.55	57,196.80	E	4	7,378.39	1	32,575.56	(1,600.00)	-	1,491.04	18	3,959.78
---------	----------	----------	----------	-----------	---	---	----------	---	-----------	------------	---	----------	----	----------

Auto Mechanics

Thomas	Devens	4,184.04	2,488.54	52,667.60	E	4	6,794.12	1	32,575.56	(1,600.00)	-	1,491.04	18	3,646.22
William	Goldpaugh	4,338.95	2,580.68	54,617.60	E	4	7,045.67	1	14,278.57	(1,600.00)	-	543.83	18	3,781.22
Overtime	1,606.50	955.50	21,000.00	E	4	2,709.00	-	-	-	-	-	-	-	-
Total - Mechanics	14,673.33	8,727.27	185,482.00		23,927.18	79,429.69	(4,800.00)	-	3,525.91					11,387.22

Seasonal

Summer Beautification	2,486.25	1,478.75	32,500.00	E	5	3,575.00	-	-	-	-	-	-	-	-
Overtime	76.50	45.50	1,000.00	E	5	110.00	-	-	-	-	-	-	-	-
Total - Summer	2,562.75	1,524.25	33,500.00		3,685.00	-	-	-	-	-	-	-	-	-

Winter - Part Time Plowing	923.74	549.41	12,075.00	E	5	1,328.25	-	-	-	-	-	-	-	-
Overtime	158.36	94.19	2,070.00	E	5	227.70	-	-	-	-	-	-	-	-
Total - Winter	1,082.09	643.60	14,145.00		1,555.95	-	-	-	-	-	-	-	-	-

Total - Seasonal

	3,644.84	2,167.85	47,645.00		5,240.95	-	-	-	-	-	-	-	-	-
--	-----------------	-----------------	------------------	--	-----------------	----------	----------	----------	----------	----------	----------	----------	----------	----------

Town of Ulster
 Payroll Budget - 2022
 Highway Fund

			Employee Medical Deduction		Ind.	Family
E	1	0.00%	1	Hired Before 6/6/2013 - Fixed	\$ 1,600.00	\$ 1,600.00
E	2	18.00%	2	Hired between 1 and 12/31/2014 - 15% with Max	2,100.00	3,100.00
E	3	12.90%	3	Hired after 12/31/2014 - 15% with Max	2,400.00	3,400.00
E	4	12.90%				
E	5	11.00%				
E	6	8.10%				

As of November 18, 2021

First Name	Last Name	Social Security - 7.65%	Workmen's Comp. Ins.	Pension Wage Base	Plan	Tier	Pension Contribution	Tier	Medical Insurance	Medical Insurance (Contrib.)	Medical Insurance Buyout	Dental & Eyeglass	Sick Days	Sick Days Accrual
GRAND TOTAL HIGHWAY FUND		\$ 91,042.23	\$ 54,149.30	1,153,304			\$ 131,734.61		\$ 409,745.63	\$ (27,881.57)	\$ 10,000.00	\$ 18,717.23		\$ 66,223.30
Total Detail:		\$ 91,042.23	\$ 54,149.30				\$ 131,734.61		\$ 419,745.63	\$ (27,881.57)	\$ 10,000.00	\$ 18,717.23		\$ 66,223.30
To Budget:		\$ 91,050.00	\$ 54,150.00				\$ 131,740.00		\$ 420,600.00					\$ 25,000.00

	10,000.00	Drug Testing Etc.	
	\$ 419,745.63	\$ (27,881.57)	\$ 18,717.23
	\$ 420,581.29	Total Medical Insurance Budget	
			(36,223.30)

Breakout of Budget to Department					
Summer - Road Maintenance	53,720	31,949	77,727	248,154	14,750
Winter - Snow Removal					10,250
Mechanics	37,331	22,202	54,013	172,446	-
Summer Beautification	-	-	-	-	-
Check	\$ 91,050	\$ 54,150	\$ 131,740	\$ 420,600	\$ 25,000.00

Town of Ulster
Payroll Budget - 2022
Water Funds

E	1	0.00%	Employee Medical Deduction		Ind.	Family
E	2	18.00%	1	Hired Before 6/6/2013 - Fixed	\$ 1,600.00	\$ 1,600.00
E	3	12.90%	2	Hired between 1 and 12/31/2014 - 15% with Max	2,100.00	3,100.00
E	4	12.90%	3	Hired after 12/31/2014 - 15% with Max	2,400.00	3,400.00
E	5	11.00%				
E	6	8.10%				

As of November 18, 2021

7.65%	4.55%
-------	-------

First Name	Last Name	Social Security - 7.65%	Workmen's Comp. Ins.	Pension Wage Base	Plan	Tier	Pension Contribution	Tier	Medical Insurance	Medical Insurance (Contrib.)	Medical Insurance Buyout	Dental & Eyeglass	Allowed Sick Days	Sick Days Accrual
------------	-----------	-------------------------	----------------------	-------------------	------	------	----------------------	------	-------------------	------------------------------	--------------------------	-------------------	-------------------	-------------------

Superintendent

John	Rose	\$ 6,335.52	\$ 3,768.19	79,750.00	E	4	\$ 10,287.75	1	\$ 14,442.96	\$ (1,600.00)	\$ -	\$ 543.83	19	\$ 5,827.88
------	------	-------------	-------------	-----------	---	---	--------------	---	--------------	---------------	------	-----------	----	-------------

Dept. Water Super

Ryan	Weishaupt	4,619.90	2,747.79	58,246.80	E	4	7,513.84	1	34,200.72	(1,600.00)	-	1,491.04	18	3,859.39
------	-----------	----------	----------	-----------	---	---	----------	---	-----------	------------	---	----------	----	----------

WTPO

Jason	Krakowski	4,811.57	2,861.78	60,771.48	E	4	7,839.52	1	32,575.56	(1,600.00)	-	1,491.04	18	3,824.78
Matthew	Molinaro	4,289.63	2,551.35	53,996.80	E	4	6,965.59	1	34,200.72	(1,600.00)	-	1,491.04	18	3,738.24
William	Williams	4,686.84	2,787.60	58,996.80	E	4	7,610.59	1	32,575.56	(1,600.00)	-	1,491.04	18	4,084.39

Water / Main Laborer

Allen	Winchell	3,417.39	2,032.56	43,017.20	E	4	5,549.22	1	32,575.56	(1,600.00)	-	1,491.04	18	2,978.11
-------	----------	----------	----------	-----------	---	---	----------	---	-----------	------------	---	----------	----	----------

Overtime Pool

		3,614.63	2,149.88	47,250.00	E	4	6,095.25		-	-	-	-		
--	--	----------	----------	-----------	---	---	----------	--	---	---	---	---	--	--

Summer Help

VACANT		1,193.40	709.80	15,600.00	E	6	1,263.60		-	-	-	-		
--------	--	----------	--------	-----------	---	---	----------	--	---	---	---	---	--	--

Clerk

Kate	Siracusano	1,811.29	1,077.31	22,800.13	E	2	4,104.02		-	-	1,625.00	543.83	-	-
------	------------	----------	----------	-----------	---	---	----------	--	---	---	----------	--------	---	---

GRAND TOTAL WATER FUND:	\$ 34,780.18	\$ 20,686.25	\$ 440,429.21				\$ 57,229.37		\$ 180,571.07	\$ (9,600.00)	\$ 1,625.00	\$ 8,542.87		\$ 24,312.80
		Variance	\$ 14,213.64											

Town of Ulster
Payroll Budget - 2022
Water Funds

E	1	0.00%	Employee Medical Deduction		Ind.	Family
E	2	18.00%	1	Hired Before 6/6/2013 - Fixed	\$ 1,600.00	\$ 1,600.00
E	3	12.90%	2	Hired between 1 and 12/31/2014 - 15% with Max	2,100.00	3,100.00
E	4	12.90%	3	Hired after 12/31/2014 - 15% with Max	2,400.00	3,400.00
E	5	11.00%				
E	6	8.10%				

As of November 18, 2021

7.65%	4.55%
-------	-------

First Name	Last Name	Social Security - 7.65%	Workmen's Comp. Ins.	Pension Wage Base	Plan	Tier	Pension Contribution	Tier	Medical Insurance	Medical Insurance (Contrib.)	Medical Insurance Buyout	Dental & Eyeglass	Allowed Sick Days	Sick Days Accrual
------------	-----------	-------------------------	----------------------	-------------------	------	------	----------------------	------	-------------------	------------------------------	--------------------------	-------------------	-------------------	-------------------

									\$ 4,675.00	Drug / Physicals				
Total Detail		\$ 34,780.18	\$ 20,686.25				\$ 57,229.37		\$ 185,246.07	\$ (9,600.00)	\$ 1,625.00	\$ 8,542.87		\$ 24,312.80
									\$ 185,813.94	Total Medical Insurance Budget				
To Budget:		\$ 34,780.00	\$ 20,690.00				\$ 57,230.00		\$ 185,825.00					\$ 10,000.00

Allocation to Districts:

Ulster Water	\$ 25,911	\$ 15,414		\$ 42,636		\$ 138,440							\$ 7,450
Halcyon Park Water	2,782	1,655		4,578		14,866							800
Spring Lake Water	1,739	1,035		2,862		9,291							500
Bright Acres Water	2,174	1,293		3,577		11,614							625
Cherry Hill Water	1,130	672		1,860		6,039							325
Glenerie Water	522	310		858		2,787							150
East Kingston Water	522	310		858		2,787							150
	\$ 34,780	\$ 20,689		\$ 57,229		\$ 185,824							\$ 10,000

Town of Ulster
Payroll Budget - 2022
Sewer Funds

E	1	0.00%	Employee Medical Deduction			Ind.	Family
E	2	18.00%	1	Hired Before 6/6/2013 - Fixed	\$	1,600.00	\$ 1,600.00
E	3	12.90%	2	Hired between 1 and 12/31/2014 - 15% with Max		2,100.00	3,100.00
E	4	12.90%	3	Hired after 12/31/2014 - 15% with Max		2,400.00	3,400.00
E	5	11.00%					
E	6	8.10%					

As of November 18, 2021

7.65%	4.55%
-------	-------

First Name	Last Name	Social Security - 7.65%	Workmen's Comp. Ins.	Pension Wage Base	Plan	Tier	Pension Contribution	Tier	Medical Insurance	Medical Insurance (Contrib.)	Medical Insurance Buyout	Dental & Eyeglass	Sick Days	Sick Days Accrual
------------	-----------	-------------------------	----------------------	-------------------	------	------	----------------------	------	-------------------	------------------------------	--------------------------	-------------------	-----------	-------------------

Superintendent

Vincent	Maggiore	\$ 5,966.12	\$ 3,548.48	75,100.00	E	4	\$ 9,687.90	1	\$ 14,442.96	\$ (1,600.00)	\$ -	\$ 543.83	19	\$ 5,488.08
---------	----------	-------------	-------------	-----------	---	---	-------------	---	--------------	---------------	------	-----------	----	-------------

Dept. W/W Super.

Joshua	Brink	4,637.56	2,758.29	58,496.80	E	4	7,546.09	1	32,575.56	(1,600.00)	-	1,491.04	18	3,824.78
--------	-------	----------	----------	-----------	---	---	----------	---	-----------	------------	---	----------	----	----------

Wastewater TPO

Thomas	Torelli	4,428.65	2,634.04	55,746.80	E	4	7,191.34	1	34,200.72	(1,600.00)	-	1,491.04	18	3,859.39
Sean	Ennis	4,404.38	2,619.60	55,496.80	E	6	4,495.24	3	14,442.96	(2,400.00)	-	543.83	18	3,738.24
Kyle	Norman	4,404.38	2,619.60	55,496.80	E	6	4,495.24	3	34,200.72	(3,400.00)	-	1,491.04	18	3,738.24

W/W MTC

Keith	Felton	3,278.36	1,949.88	41,267.20	E	6	3,342.64	1	14,278.57	(1,600.00)	-	543.83	18	2,856.96
Colby	Hesleitner	3,278.36	1,949.88	41,267.20	E	6	3,342.64	3	-	-	2,500.00	543.83	18	2,856.96
Justin	Sylvester	3,393.11	2,018.13	42,767.20	E	6	3,464.14	3	14,442.96	(2,400.00)	-	543.83	18	2,856.96
TBN		2,643.84	1,572.48	33,280.00	E	6	2,695.68	3	14,442.96	(2,400.00)	-	824.89	18	2,304.00

Overtime Pool

		4,073.63	2,422.88	53,250.00	E	4	6,869.25							
--	--	----------	----------	-----------	---	---	----------	--	--	--	--	--	--	--

Summer Help

Vacant		1,193.40	709.80	15,600.00	E	6	1,263.60		-	-	-	-		
--------	--	----------	--------	-----------	---	---	----------	--	---	---	---	---	--	--

Clerk

Kate	Siracusano	975.31	580.09	12,276.99	E	2	2,209.86		-	-	875.00	-	-	-
------	------------	--------	--------	-----------	---	---	----------	--	---	---	--------	---	---	---

GRAND TOTAL SEWER FUND:	\$ 42,677.10	\$ 25,383.11	\$ 540,045.79				\$ 56,603.62		\$ 173,027.41	\$ (17,000.00)	\$ 3,375.00	\$ 8,017.17		\$ 31,523.61
		Variance	\$ 17,824.84											

Town of Ulster
Payroll Budget - 2022
Sewer Funds

		<u>Employee Medical Deduction</u>	
		<u>Ind.</u>	<u>Family</u>
E	1 0.00%		
E	2 18.00%	1 Hired Before 6/6/2013 - Fixed	\$ 1,600.00 \$ 1,600.00
E	3 12.90%	2 Hired between 1 and 12/31/2014 - 15% with Max	2,100.00 3,100.00
E	4 12.90%	3 Hired after 12/31/2014 - 15% with Max	2,400.00 3,400.00
E	5 11.00%		
E	6 8.10%		

As of November 18, 2021 7.65% 4.55%

First Name	Last Name	Social Security - 7.65%	Workmen's Comp. Ins.	Pension Wage Base	Plan	Tier	Pension Contribution	Tier	Medical Insurance	Medical Insurance (Contrib.)	Medical Insurance Buyout	Dental & Eyeglass	Sick Days	Sick Days Accrual
------------	-----------	-------------------------	----------------------	-------------------	------	------	----------------------	------	-------------------	------------------------------	--------------------------	-------------------	-----------	-------------------

										\$ 5,500.00	Drug / Physicals				
<u>Total Detail</u>		\$ 42,677.10	\$ 25,383.11					\$ 56,603.62		\$ 178,527.41	\$ (17,000.00)	\$ 3,375.00	\$ 8,017.17		\$ 31,523.61
										\$ 172,919.57	Total Medical Insurance Budget				
<u>To Budget:</u>		\$ 42,680	\$ 25,390					\$ 56,605		\$ 172,925				\$ 15,000	
<u>Allocation to Districts:</u>															
Whittier Sewer		\$ 3,841	\$ 2,285					\$ 5,094		\$ 15,563				\$ 1,350	
Ulster Sewer		38,199	22,724					50,661		154,768				13,425	
Washington Ave. Sewer		640	381					849		2,594				225	
		\$ 42,680	\$ 25,390					\$ 56,604		\$ 172,925				\$ 15,000	

Retiree Budget

**Town of Ulster
Retiree Healthcare
All Funds
For the 2022 Budget Year**

As of November 18, 2021

Last Name	First	Medical Annually	Town Co-Pay (Manual)	Dental / Vision Annually	Buyout	Part F Annual PYMT	Sub - Total Retiree Healthcare	Part B ANNUAL PYMT	Part D ANNUAL PYMT	Sub - Total Retiree Medicare	GRAND TOTAL HEALTH CARE
<u>GENERAL - Non Police</u>											
Bauer	Carol	-	-	1,491.04	2,500.00	-	3,991.04	-	-	-	3,991.04
Felton	Shirley	-	-	1,491.04	-	3,195.00	4,686.04	2,041.20	1,274.11	3,315.31	8,001.35
Felton	Lester	-	-	-	-	3,195.00	3,195.00	2,041.20	1,274.11	3,315.31	6,510.31
France	Nancy	-	-	1,491.04	-	3,195.00	4,686.04	2,041.20	1,274.11	3,315.31	8,001.35
France	Howard	-	-	-	-	3,195.00	3,195.00	2,041.20	1,274.11	3,315.31	6,510.31
Minervini	Aleta	-	-	543.83	-	3,195.00	3,738.83	2,041.20	1,274.11	3,315.31	7,054.14
Mitchell	Robert	-	-	543.83	-	3,195.00	3,738.83	2,041.20	1,274.11	3,315.31	7,054.14
Mitchell	Ann	-	-	543.83	-	3,195.00	3,738.83	2,041.20	1,274.11	3,315.31	7,054.14
Raskoskie	Anna	-	-	543.83	-	3,195.00	3,738.83	2,041.20	1,274.11	3,315.31	7,054.14
Tinnie	Donald	-	-	1,491.04	-	3,195.00	4,686.04	2,041.20	1,274.11	3,315.31	8,001.35
Tinnie	Margaret	-	-	-	-	3,195.00	3,195.00	2,041.20	1,274.11	3,315.31	6,510.31
Wood	Mary	-	-	543.83	-	3,195.00	3,738.83	2,041.20	1,274.11	3,315.31	7,054.14
Sub-Total G.F (non-Police)		\$ -	\$ -	\$ 8,683.32	\$ 2,500.00	\$ 35,145.00	\$ 46,328.32	\$ 22,453.20	\$ 14,015.23	\$ 36,468.43	\$ 82,796.75
							Budget	\$ 46,330.00	Budget	\$ 36,470.00	\$ 82,800.00

**Town of Ulster
Retiree Healthcare
All Funds
For the 2022 Budget Year**

As of November 18, 2021

Last Name	First	Medical Annually	Town Co-Pay (Manual)	Dental / Vision Annually	Buyout	Part F Annual PYMT	Sub - Total Retiree Healthcare	Part B ANNUAL PYMT	Part D ANNUAL PYMT	Sub - Total Retiree Medicare	GRAND TOTAL HEALTH CARE
-----------	-------	------------------	----------------------	--------------------------	--------	--------------------	--------------------------------	--------------------	--------------------	------------------------------	-------------------------

GENERAL - Police

Barringer	Trevor	32,575.56	-	1,491.04	-	-	34,066.60	-	-	-	34,066.60
Dickson	John	32,575.56	-	1,491.04	-	-	34,066.60	-	-	-	34,066.60
Kesick	Paul	32,575.56	-	1,491.04	-	-	34,066.60	-	-	-	34,066.60
Kilfoyle	James	14,278.57	-	543.83	-	-	14,822.40	-	-	-	14,822.40
Kimble	David	20,700.72	13,500.00	1,491.04	-	-	35,691.76	-	-	-	35,691.76
Koeppen	Donald	14,710.70	-	1,491.04	-	-	16,201.74	2,041.20	-	2,041.20	18,242.94
Koeppen	Kathleen	-	-	-	-	-	-	2,041.20	-	2,041.20	2,041.20
Mazzuca	Anthony	-	-	543.83	-	3,195.00	3,738.83	2,041.20	1,274.11	3,315.31	7,054.14
McCrinkle	Mary	-	-	-	-	3,195.00	3,195.00	2,041.20	1,274.11	3,315.31	6,510.31
McCrinkle	Robert	-	-	1,491.04	-	3,195.00	4,686.04	2,041.20	1,274.11	3,315.31	8,001.35
Miller	Daniel	32,575.56	-	1,491.04	-	-	34,066.60	-	-	-	34,066.60
Monaco	Nicholas	32,575.56	-	1,491.04	-	-	34,066.60	-	-	-	34,066.60
Normann	Joshua	14,278.57	-	543.83	-	-	14,822.40	-	-	-	14,822.40
New Retiree		24,431.67	-	1,118.28	-	-	25,549.95	-	-	-	25,549.95
Palen	Peter	32,575.56	-	1,491.04	-	-	34,066.60	-	-	-	34,066.60
Reavy	Brian	32,575.56	-	1,491.04	-	-	34,066.60	-	-	-	34,066.60
Reynolds	Robert	32,575.56	-	1,491.04	-	-	34,066.60	-	-	-	34,066.60
Short	Donald	18,510.86	-	1,491.04	-	-	20,001.90	2,041.20	-	2,041.20	22,043.10
Short	Bonnie	-	-	-	-	-	-	-	-	-	-
Taggard	Matthew	14,278.57	-	543.83	-	-	14,822.40	-	-	-	14,822.40
Thomas	Michael	20,700.72	13,500.00	1,491.04	-	-	35,691.76	-	-	-	35,691.76
Turner	George	5,177.70	-	543.83	-	-	5,721.54	2,041.20	-	2,041.20	7,762.74
Watzka	Paul	14,710.70	-	1,491.04	-	-	16,201.74	2,041.20	-	2,041.20	18,242.94
Watzka	LuAnn	-	-	-	-	-	-	2,041.20	-	2,041.20	2,041.20
Sub-Total G.F (Police)		\$ 422,383.24	\$ 27,000.00	\$ 24,712.02	\$ -	\$ 9,585.00	\$ 483,680.26	\$ 18,370.80	\$ 3,822.34	\$ 22,193.14	\$ 505,873.40
							Budget	\$ 483,685.00	Budget	\$ 22,195.00	\$ 505,880.00

**Town of Ulster
Retiree Healthcare
All Funds
For the 2022 Budget Year**

As of November 18, 2021

Last Name	First	Medical Annually	Town Co-Pay (Manual)	Dental / Vision Annually	Buyout	Part F Annual PYMT	Sub - Total Retiree Healthcare	Part B ANNUAL PYMT	Part D ANNUAL PYMT	Sub - Total Retiree Medicare	GRAND TOTAL HEALTH CARE
-----------	-------	------------------	----------------------	--------------------------	--------	--------------------	--------------------------------	--------------------	--------------------	------------------------------	-------------------------

Highway

Benson	Stephan	18,510.86	-	1,491.04	-	-	20,001.90	2,041.20	-	2,041.20	22,043.10
Benson	Jeannie	-	-	-	-	-	-	-	-	-	-
Corrigan	James	-	-	543.83	-	3,195.00	3,738.83	2,041.20	1,274.11	3,315.31	7,054.14
Dachenhause	Robert	18,510.86	-	1,491.04	-	-	20,001.90	2,041.20	1,274.11	3,315.31	23,317.21
Dachenhause	Gail	-	-	-	-	-	-	-	-	-	-
Felton	Kirk	-	-	1,491.04	-	3,195.00	4,686.04	2,041.20	1,274.11	3,315.31	8,001.35
Felton	Audrey	-	-	-	-	3,195.00	3,195.00	2,041.20	1,274.11	3,315.31	6,510.31
Halwick	Harold	-	-	1,491.04	-	3,195.00	4,686.04	2,041.20	1,274.11	3,315.31	8,001.35
Halwick	Jill	-	-	-	-	3,195.00	3,195.00	2,041.20	1,274.11	3,315.31	6,510.31
Harris	Fred	-	-	1,491.04	-	3,195.00	4,686.04	2,041.20	1,274.11	3,315.31	8,001.35
Harris	Suzanne	-	-	-	-	3,195.00	3,195.00	2,041.20	1,274.11	3,315.31	6,510.31
Hartrum Sr.	Keith	-	-	1,491.04	-	3,195.00	4,686.04	2,041.20	1,274.11	3,315.31	8,001.35
Hartrum	Debbie	-	-	-	-	3,195.00	3,195.00	2,041.20	1,274.11	3,315.31	6,510.31
Hayner	Richard	-	-	543.83	-	3,195.00	3,738.83	2,041.20	1,274.11	3,315.31	7,054.14
Pavay	Nancy	-	-	543.83	-	3,195.00	3,738.83	2,041.20	1,274.11	3,315.31	7,054.14
Pirigyi	Paul	14,278.57	-	543.83	-	-	14,822.40	-	-	-	14,822.40
Whalen	Eugene	-	-	543.83	-	3,195.00	3,738.83	2,041.20	1,274.11	3,315.31	7,054.14
Williams	William	-	-	1,491.04	-	3,195.00	4,686.04	2,041.20	1,274.11	3,315.31	8,001.35
Williams	Dolores	-	-	-	-	3,195.00	3,195.00	2,041.20	1,274.11	3,315.31	6,510.31
Winchell	Russell	-	-	543.83	-	3,195.00	3,738.83	2,041.20	1,274.11	3,315.31	7,054.14

Total Highway Fund **\$ 51,300.28** **\$ -** **\$ 13,700.28** **\$ -** **\$ 47,925.00** **\$ 112,925.56** **\$ 34,700.40** **\$ 20,385.79** **\$ 55,086.19** **\$ 168,011.75**

Budget **\$ 112,930.00** **Budget** **\$ 55,100.00** **168,030.00**

Budget **Summer - 59% \$ 66,628.70** **Winter - 41% \$ 46,301.30**

**Town of Ulster
Retiree Healthcare
All Funds
For the 2022 Budget Year**

As of November 18, 2021

Last Name	First	Medical Annually	Town Co-Pay (Manual)	Dental / Vision Annually	Buyout	Part F Annual PYMT	Sub - Total Retiree Healthcare	Part B ANNUAL PYMT	Part D ANNUAL PYMT	Sub - Total Retiree Medicare	GRAND TOTAL HEALTH CARE
<u>Water</u>											
Albright	Linda	-	-	745.52	-	3,195.00	3,940.52	2,041.20	1,274.11	3,315.31	7,255.83
Cashara	Joseph	-	-	1,491.04	-	3,195.00	4,686.04	2,041.20	1,274.11	3,315.31	8,001.35
Cashara	Charlein	-	-	-	-	3,195.00	3,195.00	2,041.20	1,274.11	3,315.31	6,510.31
Godbey	Christine	-	-	745.52	-	1,597.50	2,343.02	1,020.60	637.06	1,657.66	4,000.68
Godbey	Bart	-	-	-	-	1,597.50	1,597.50	1,020.60	637.06	1,657.66	3,255.16
Vogt	Paul	-	-	1,491.04	-	1,597.50	3,088.54	2,041.20	1,274.11	3,315.31	6,403.85
Vogt	Irene	7,692.96	6,750.00	-	-	-	14,442.96	-	-	-	14,442.96
<u>Total Water Fund</u>		<u>\$ 7,692.96</u>	<u>\$ 6,750.00</u>	<u>\$ 4,473.13</u>	<u>\$ -</u>	<u>\$ 14,377.50</u>	<u>\$ 33,293.59</u>	<u>\$ 10,206.00</u>	<u>\$ 6,370.56</u>	<u>\$ 16,576.56</u>	<u>\$ 49,870.15</u>
							<u>Budget</u>	<u>\$ 33,300.00</u>	<u>Budget</u>	<u>\$ 16,580.00</u>	<u>49,880.00</u>
<u>Sewer</u>											
Albright	Victor	-	-	745.52	-	3,195.00	3,940.52	2,041.20	1,274.11	3,315.31	7,255.83
Durling	Dan	15,386.16	13,500.00	1,529.18	-	-	30,415.34	-	-	-	30,415.34
Durling	Michele	-	-	-	-	-	-	-	-	-	-
Godbey	Christine	-	-	745.52	-	1,597.50	2,343.02	1,020.60	637.06	1,657.66	4,000.68
Godbey	Bart	-	-	-	-	1,597.50	1,597.50	1,020.60	637.06	1,657.66	3,255.16
Halwick	Corey	-	-	1,491.04	-	3,195.00	4,686.04	2,041.20	1,274.11	3,315.31	8,001.35
Halwick	Kathleen	-	-	-	-	-	-	-	-	-	-
Sloboda Jr,	Frank	-	-	1,491.04	-	3,195.00	4,686.04	2,041.20	1,274.11	3,315.31	8,001.35
Sloboda	Lynn	7,692.96	6,750.00	-	-	-	14,442.96	-	-	-	14,442.96
Watjen	Richard	18,510.86	-	1,491.04	-	-	20,001.90	-	1,274.11	1,274.11	21,276.01
<u>Total Sewer Fund</u>		<u>\$ 41,589.98</u>	<u>\$ 20,250.00</u>	<u>\$ 7,493.35</u>	<u>\$ -</u>	<u>\$ 12,780.00</u>	<u>\$ 82,113.33</u>	<u>\$ 8,164.80</u>	<u>\$ 6,370.56</u>	<u>\$ 14,535.36</u>	<u>\$ 96,648.69</u>
							<u>Budget</u>	<u>\$ 82,120.00</u>	<u>Budget</u>	<u>\$ 14,540.00</u>	<u>96,660.00</u>
<u>GRAND TOTAL</u>		<u>\$ 522,966.46</u>	<u>\$ 54,000.00</u>	<u>\$ 59,062.09</u>	<u>\$ 2,500.00</u>	<u>\$ 119,812.50</u>	<u>\$ 758,341.05</u>	<u>\$ 93,895.20</u>	<u>\$ 50,964.48</u>	<u>\$ 144,859.68</u>	<u>\$ 903,200.73</u>

Tax Assessment Reports

Code	Name	Ext	CC/OM	# Parcels	Taxable Value
FD149	Bloomington Fire Dis	TO		265	24,195,436.00
FD181	Ulster fire no. 5	TO		2,918	729,790,278.00
FD182	Ruby fire	TO		715	79,373,373.00
FD183	East Kingston fire	TO		816	98,528,852.00
FD185	Ulster fire #5 bond	TO		2,391	616,270,616.00
FD186	Ulster fire no. 1	TO		716	139,787,867.00
LB181	Town library	TO		5,390	1,068,395,611.00
LT181	East Kingston light	TO		147	6,930,072.00
LT182	Albany Avenue light	TO		172	148,258,417.00
LT183	Whittier light	TO		145	15,730,188.00
LT184	Krauss light	TO		112	11,913,495.00
LT185	Elmendorf Hgts It	TO		66	9,761,059.00
LT186	Spring Lake light	TO		72	6,862,916.00
SW181	Ulster sewer	TO		1,701	575,209,706.00
SW182	Whittier sewer	TO		234	31,904,434.00
SW183	Washington Ave Sewer	TO		16	8,267,296.00
SW184	Spring Lake Sewer	TO		26	3,293,524.00
WD181	Ulster water	TO		1,871	598,289,547.00
WD182	Halcyon water	FE		163	0.00
WD183	Spring Lake water	TO		129	17,435,523.00
WD184	Cherry Hill	TO	M	167	30,788,192.00
WD185	Bright Acres	TO	M	55	15,331,433.00
WD186	Glenerie water	TO		355	25,663,133.00
WD187	East Kingston Water	TO		154	7,302,244.00

R/S	Name	# Parcels	Land Assessed Value	Total Assessed Value	Taxable Value			
					County	Town/City	School	Village
1	Taxable	5,154	259,989,526	974,271,504	911,344,489	921,111,502	937,914,253	0
3	S.O.L.	6	214,800	214,800	214,800	214,800	214,800	0
5	Special Franch.	19	0	16,306,614	16,306,614	16,306,614	16,306,614	0
6	Utility	64	2,929,456	31,212,200	30,209,320	30,209,320	30,209,320	0
7	Ceiling RR	1	350,000	10,000,000	2,633,306	2,633,306	2,633,306	0
8	Wholly Exmpt	170	28,315,000	165,147,915	0	0	0	0
Town Totals:		5,414	291,798,782	1,197,153,033	960,708,529	970,475,542	987,278,293	0

Equalized Total Assessed Value 1,885,280,367

Exemption Code	Exemption Name	Statutory Authority	Number of Exemptions	Total Equalized Value of Exemptions	Percent of Value Exempted
12100	NYS - GENERALLY	RPTL 404(1)	4	394,331	0.02
12350	PUBLIC AUTHORITY - STATE	RPTL 412	2	7,973,701	0.42
13100	CO - GENERALLY	RPTL 406(1)	8	25,419,528	1.35
13440	CITY O/S LIMITS - SEWER OR WAT	RPTL 406(3)	7	1,454,417	0.08
13500	TOWN - GENERALLY	RPTL 406(1)	37	18,542,205	0.98
13800	SCHOOL DISTRICT	RPTL 408	4	35,638,268	1.89
13870	SPEC DIST USED FOR PURPOSE ES	RPTL 410	17	9,763,677	0.52
13890	PUBLIC AUTHORITY - LOCAL	RPTL 412	2	4,562,677	0.24
18020	MUNICIPAL INDUSTRIAL DEV AGENC	RPTL 412-a	7	99,373,898	5.27
21600	RES OF CLERGY - RELIG CORP OWN	RPTL 462	3	700,472	0.04
25110	NONPROF CORP - RELIG(CONST PR	RPTL 420-a	19	16,045,354	0.85
25120	NONPROF CORP - EDUCL(CONST PF	RPTL 420-a	1	7,397,638	0.39
25130	NONPROF CORP - CHAR (CONST PR	RPTL 420-a	25	12,676,535	0.67
25210	NONPROF CORP - HOSPITAL	RPTL 420-a	1	294,803	0.02
25230	NONPROF CORP - MORAL/MENTAL II	RPTL 420-a	3	3,847,402	0.20
25300	NONPROF CORP - SPECIFIED USES	RPTL 420-b	8	2,497,165	0.13
26100	VETERANS ORGANIZATION	RPTL 452	2	1,301,260	0.07
26250	HISTORICAL SOCIETY	RPTL 444	1	3,307	0.00
26400	INC VOLUNTEER FIRE CO OR DEPT	RPTL 464(2)	13	12,061,732	0.64
27350	PRIVATELY OWNED CEMETERY LAN	RPTL 446	4	427,874	0.02
28520	NOT-FOR-PROFIT NURSING HOME C	RPTL 422	1	180,000	0.01
28540	NOT-FOR-PROFIT HOUS CO - HOSTE	RPTL 422	3	2,514,961	0.13
33201	TAX SALE - COUNTY OWNED	RPTL 406(5)	4	20,800,472	1.10
41120	ALT VET EX-WAR PERIOD-NON-COM	RPTL 458-a	216	5,374,655	0.29
41130	ALT VET EX-WAR PERIOD-COMBAT	RPTL 458-a	129	5,365,060	0.28
41140	ALT VET EX-WAR PERIOD-DISABILI	RPTL 458-a	52	2,311,304	0.12
41161	COLD WAR VETERANS (15%)	RPTL 458-b	43	516,000	0.03

Equalized Total Assessed Value 1,885,280,367

Exemption Code	Exemption Name	Statutory Authority	Number of Exemptions	Total Equalized Value of Exemptions	Percent of Value Exempted
41171	COLD WAR VETERANS (DISABLED)	RPTL 458-b	7	206,283	0.01
41400	CLERGY	RPTL 460	3	7,087	0.00
41720	AGRICULTURAL DISTRICT	AG-MKTS L 305	25	2,637,828	0.14
41730	AGRIC LAND-INDIV NOT IN AG DIS	AG MKTS L 306	4	192,969	0.01
41800	PERSONS AGE 65 OR OVER	RPTL 467	72	5,304,046	0.28
41801	PERSONS AGE 65 OR OVER	RPTL 467	35	2,754,917	0.15
41803	PERSONS AGE 65 OR OVER	RPTL 467	49	2,120,606	0.11
41931	DISABILITIES AND LIMITED INCOM	RPTL 459-c	8	717,370	0.04
41933	DISABILITIES AND LIMITED INCOM	RPTL 459-c	4	178,228	0.01
42100	SILOS, MANURE STORAGE TANKS,	RPTL 483-a	1	1,575	0.00
47100	Mass Telecomm Ceiling	RPTL S499-qqqq	6	1,579,339	0.08
47200	RAILROAD - PARTIALLY EXEMPT	RPTL 489-d&dd	1	11,601,093	0.62
47460	FOREST LAND CERTD AFTER 8/74	RPTL 480-a	4	182,898	0.01
47610	BUSINESS INVESTMENT PROPERTY	RPTL 485-b	3	2,978,272	0.16
47613	BUSINESS INVESTMENT PROPERTY	RPTL 485-b	6	1,244,449	0.07
48660	HOUSING DEVELOPMENT FUND CO	P H F I L 577,654-a	3	22,755,906	1.21
51001	SYSTEM CODE	STATUTORY AUTH NOT DEFINED	92	5,070,866	0.27
Total Exemptions Exclusive of System Exemptions:			847	351,901,561	18.67
Total System Exemptions:			92	5,070,866	0.27
Totals:			939	356,972,427	18.93

Values have been equalized using the Uniform Percentage of Value. The Exempt amounts do not take into consideration, payments in lieu of taxes or other payments for municipal services.

Amount, if any, attributable to payments in lieu of taxes: _____